PROSPER
全 盛 机 电

中国精密导电滑环领导品牌

The Leading Slip Ring Manufacturer in China



Professional Supplier of Rotaty Transmission Solution

旋转传输解决方案供应商

工业滑环分册

Industry Slip Ring Brochure

杭州全盛机电科技有限公司

Hangzhou Prosper Mechanical & Electrical Technology Co.，Ltd


全盛机电
全盛产业园


PROSPER
全盛机电
杭州全盛机电科技有限公司




FEELER



目录
CONTENTS

企业简介
Brief Introduction 004

生产设备
Product Equipment 005

研发检测
RD & Testing 006

公司认证
Company Certificate 006

导电滑环介绍
Slip Ring Introduction 007

典型应用
Typical Application 008

一、 **SRM微型滑环** SRM miniature slip ring 009
微距型滑环 Miniature Slip Ring
微型过孔滑环 SRH Miniature Slip Ring 012

二、 **SRC直连型滑环** SRC Pin Connection Slip Ring 015

三、 **SRH标准过孔滑环** SRH Standard Through Bore Slip Ring 020

四、 **以太网滑环** Ethernet Slip Ring 033

五、 **SRT石油、海洋专用滑环** SRT Marine and Oilfield Slip Ring 035

六、 **SRH中频滑环** SRH Medium Frequency Slip Ring 039

七、 **HFRJ高频旋转接头** HFRJ High Frequency Rotary Joint 041

八、 **FOSR光电组合滑环** Fiber Optic Rotary Joint Combined Slip Ring 045

九、 **FORJ光纤旋转接头** Fiber Optic Rotary JointRing 048

十、 **气电液组合滑环** Pneumatic, Hydraulic Electric Combined Slip Ring 052

十一、**SRD/SRP 盘式滑环** SRD/SRP Pancake Slip Ring 054

企业简介
BRIEF INTRODUCTION

杭州全盛机电科技有限公司创立于2003年，是专业从事精密导电滑环及控制杆研发、生产和销售为一体的高新技术企业。公司位于国家级开发区---杭州余杭经济技术开发区全盛产业园，占地25亩,员工500多人。公司具有雄厚的研发设计能力，现拥有五十多项发明和实用新型专利，并与国内外众多著名的企业和科研院所有着长期而广泛的合作，2013年被评为国家高新技术企业，是中国精密导电滑环行业的领跑者。

公司生产的精密导电滑环广泛应用于安防监控、雷达天线、航空航天、风力发电、机器人、医疗设备、包装机械、灌装设备及工程机械等行业，致力于为客户提供无限制旋转连接传输解决方案及高性价比产品。我们不仅可以提供通用导电滑环，还可以根据客户不同的技术要求，设计和生产各种多通道、大电流、高电压、高转速、高频率等及集电、气液、光纤通信于一体的复杂组合滑环。

公司已通过ISO9001：2015质量管理体系认证及ISO14001：2015环境管理体系认证，公司获得了军委装备发展部颁发的装备承制单位注册证书。产品已通过欧盟CE认证、RoHS认证和REACH认证。销售市场覆盖全国各省（自治区），并在国外设有十多个销售机构，产品出口世界50多个国家，为中国航天、中国电子集团、中国兵器集团、中国船舶重工、中国科学院、华为、海康威视、浙江大华、新疆金风、远景能源、上海电气、东方电气、德国博世、德国西门子、瑞士ABB、法国施耐德、韩国三星和LG、日本松下等世界知名公司和科研院所提供产品和技术服务，并为世界知名滑环厂家提供OEM和ODM。

全盛机电秉承“诚信、协作、务实、创新”的企业精神，以“立足国内，放眼世界，打造世界知名品牌”为企业愿景，矢志成为具有高度社会责任感、全球卓越的专业滑环公司。

Hangzhou Prosper Mechanical & Electrical Technology Co., Ltd., the earliest professional manufacturer of precision slip rings and joysticks, was established in the year of 2003, Quansheng industrial park located in linping Economic & Development Area, with totally more than 500 employees and 16666 square meter plant area. We have more than fifty types of patented products which fill the gap in our domestic market and have established extensive and long-term cooperation with many domestic institutes, and own a skilled management team, advanced technology, first-class production & inspection equipments, as well as a strict quality control system. In 2013, we are awarded as China National High-tech enterprise and the leader of the slip ring industry in China domestic market.

Our slip rings and joysticks are widely adopted in civil and military fields ranging from CCTV security, radar systems, aviation, wind power, robots, medical equipments, package machines, filling machinery, building construction heavy equipments etc. Prosper team are devoted to supply our customer the most suitable solutions and products of 360 degree freely rotation requests. Besides the power & signal combined slip rings, it also supplies multi-circuits, high current, high voltage, high speed, high frequency rotary joints and Hydraulic/pneumatic/encoder hybrid slip rings.

Hangzhou Prosper has obtained certificates of ISO9001：2015 and ISO14001：2015, our products conformity with CE, ROHS, MSDS.. Our market covers more than thirty provinces in China domestic, and We also have many sales distributors abroad in more than 50 countries. We offer products and technology service to many well-known companies, such as Bosch, Siemens, ABB, Schneider, Samsung, Panasonic, CASC , Chinese Academy of Sciences, Hikvision, etc. We also provide both OEM and ODM services for world famous brands and customers.

Integrity, collaboration, pragmatism, innovation is our company spirit, and our vision is “based on domestic market, looking for world popularity, to be a world-renowned brand”, We devoted to be a well-known slip ring company with high social responsibility.

企业愿景
立足国内、放眼世界、打造世界知名品牌

企业宗旨
服务客户、造福员工、创造财富、奉献社会

企业精神
诚信、协作、务实、创新

Company Vision
based on home market, looking for world popularity, to build a world-renowned brand

Company purpose
Serve customers, benefit employees, create wealth, contribute society

Company Spirit
Integrity, collaboration, pragmatism, innovation

质量目标
客户满意率≥98%
客户投诉、退货率≤2‰

质量方针
顾客为首、质量为先、追求卓越、全员参与

Quality Goal
Customer satisfaction rate ≥98%
Customer complaints & returns rate ≤2‰

Quality Policy
Customer First, Quality Foremost, Pursuing Excellence, Total Involvement

PROSPER


高新技术企业
证书
企业名称：杭州全盛机电科技有限公司
证书编号：GR202233003854
发证日期：2022 年 12 月 24 日
有效期：三年
批准机关：


发明专利证书


发明专利证书


全盛精密导电滑环
杭州市企业高新技术研究开发中心
杭州市科学技术委员会
二〇一三年十二月


Certificate of Compliance
EC Council Directive 2014/35/EU
Low Voltage Directive


Certificate of Compliance
EC Council Directive 2014/30/EU
Electromagnetic Compatibility


专精特新
“小巨人”企业
杭州全盛机电科技有限公司
工业和信息化部
有效期：2022年7月1日-2025年6月30日


北京航协认证中心有限责任公司
质量管理体系认证证书
杭州全盛机电科技有限公司


北京航协认证中心有限责任公司
环境管理体系认证证书
杭州全盛机电科技有限公司

生产设备
PRODUCTION EQUIPMENTS

公司投入巨资，
引进国内外先进的生产流水线和技术，
经过几十道工序的悉心打造，
并由实战经验丰富的制造专家全线跟踪，
全面体现国际水准。
完善的技术手段；
一流的检测设备；
优秀的人才，为顾客制造一流的产品。

Invests huge into production equipments
Adopts advanced production line and technology
Over ten production steps,
supervised by skilled production experts
Meets international standards
Sophisiticated technology
First class inspection equipments
Quality products made by skilled employees













导电滑环介绍
SLIPRING INTRODUCTION

导电滑环属于电接触滑动连接应用范畴，它又称集电环、旋转关节、旋转电气界面、滑环、集流环、汇流环、线圈、换向器、转接器，是实现两个相对转动机构的数据、信号及动力传递的精密输电装置。特别适合应用于无限制的连续旋转，同时又需要实现固定位置和旋转位置之间的功率或数据传输的装置。

其由弹性材料——电刷、滑动触点表面材料——导电环、绝缘材料、粘结材料、组合支架、精密轴承、防尘罩及其他辅助件等组成。电刷采用具有良好导电性能的贵金属合金材料，呈"II"型与导电环环槽对称双接触，借助电刷的弹性压力与导电环环槽滑动接触来传递信号及电流。是各种精密转台、离心机和惯导设备的关键器件。可广泛应用于安防、工厂自动化、电力、金融、仪表、化工、冶金、医疗、航空、军事、船舶、运输、建筑等机电设备上。

技术手段

精密导电滑环属于高科技产品，一直以来被应用于尖端军事领域。

随着我国经济的不断发展，民用领域也越来越多的涉足使用此类产品，用于工业自动系统控制中。在国外先进发达国家，该类产品已逐渐由军用产品转化为民用产品，近几年已实现了标准化、批量化生产。

我公司作为全国首家精密导电滑环生产商，积累历年设计和成批生产导电滑环的经验，以振兴中国民族工业为己任，填补了该领域空白，为更好地服务广大客户，我们衷心希望在该领域与国内外新老客户进行广泛的合作，使其产品更可靠、更优化，并提供各类技术咨询服务，也可以按照客户的需求量身定制或OEM生产您所需要的产品。

目前国际上采用的滑环技术分为以下三种：

一、复合电刷块技术

一般采用碳刷，铜刷，银/石墨/二硫化钼的刷块等形式

二、贵金属合金单丝技术，如AuNi9等

三、贵金属束刷技术

束刷是指一种特殊的滑行电气接触设计。束刷简单的说就是将单独的金属丝进行校准并装进一个金属管里，如下面的图。在这个悬臂设计中，束刷是散状的，无束缚的一端依附在环道表面的槽里。

杭州全盛的工程技术人员能很好地集合以上三种技术各自特点，为客户量身定制所需要的导电滑环产品。

The slip ring can be used in any electro–mechanical system that requires unrestrained, continuous rotation while transmitting power and/or data from a stationary to a rotating structure. The slip ring is also called a rotary electrical interface, commutator, collector, swivel or an electrical rotary joint.

The slip ring is made of brushes, conductive rings, insulation materials, binding materials, supporting frame, precision bearings and housing etc. The brushes which are made of precious metal are in two–point contact to the ring.

The slip rings are used in wide applications from security system, automotive system and inspection equipments to wind turbines, detecting equipments and medical equipments etc.

Technologies

Precision slip ring as a high–tech product has been used in top military field in the past for a long time.

With the continuous development of the economy, slip rings have began to be used in civil field, mainly in industrial automotive systems. In foreign developed countries, they have gradually been shifted from military to civil use, and under standardization & volume production in recent years.

As the first slip ring manufacturer in China, Prosper has accumulated years' experiences in slip ring design and volume production. It stopped the history when the slip rings for civil use in China were all imported from foreign manufacturers.

At present, the technologies used in slip rings can be divided into following three categories.

1、Complex block brush

Carbon block, copper block, silver block, graphite block and Molybdenum disulfide block etc.

2、Single–wire brush made of precious metal alloy such as AuNi9

3、Fiber brushes made of precious metal alloy bundle–wire

The fiber brush is a bundle of metal wires fixed into a metal tube. The free end of the brush is contacted to the groove on the conductive ring.

Engineers in Prosper are able to well integrate above technologies to design slip rings as per customers' request.



（1）

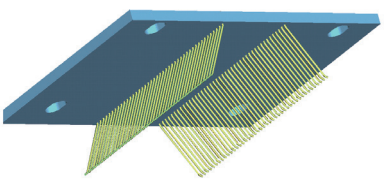

（2）



（3）

导电滑环应用
TYPICAL APPLICATIONS









导电滑环广泛应用于包装机械、无人机、雷达、机器人、医疗设备、坦克、风力发电、起重机械、单晶炉、高速球、电缆卷筒等民用和军用领域。

Slip rings are widely used in packaging machinery, drone, medical device, tank, radar, robots, wind turbine, crane, crystal grower, high speed dome and cable reel etc.















SRM微距型滑环

SRM Miniature Slip Ring

特点 Features

- 完全满足360度无限制旋转的图像、视频、高清信号，控制等各种功率混合传输

  Continuous transmission of image, video, HD signal, control under 360° freely rotation.
- 低磨损、免维护、寿命长

  Low wear, maintenance–free, long lifetime
- 低扭矩、低损耗、低电气噪声

  Low torque, smooth rotation
- 动态电阻变化值极低

  Electrical Noise≤0.01Ω
- 体积小，结构紧凑
  Compact construction

可选项 Options

- 路数 Number of Circuits
- 外壳材料 Housing material
- 更高转数 Higher operating speed
- 导线长度 Cable length
- 端子接插件 Connectors
- 专用导线 Special cables
- 工作温度 Operating temperature

典型应用 Typical Applications

- 高清、红外安防监控设备

  HD and infrared control CCTV equipment for security
- 惯性导航系统、军民警用飞行吊舱

  Inertial navigation system and military flight pods
- 医疗检测、仪器仪表设备

  Medical detecting equipment
- 机器人的操作控制系统、手持云台

  Robotic operation control system,Gimbal Handheld

型号选用说明 Model explanation

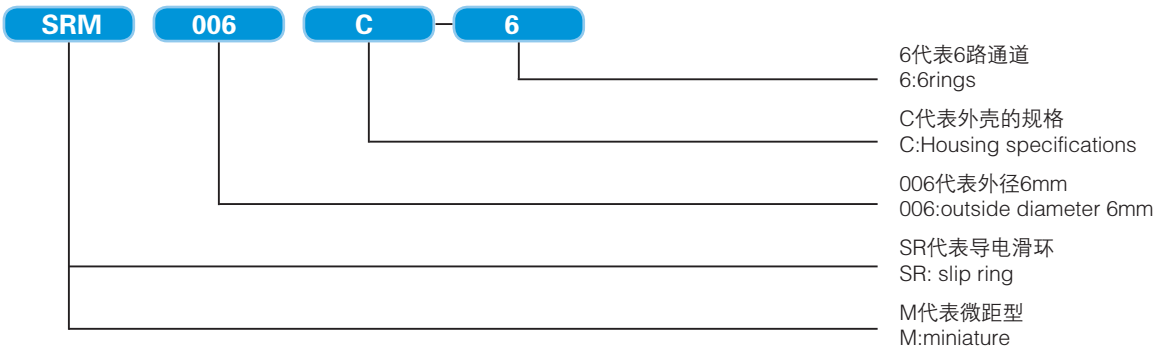

型号 TYPE	外形尺寸 OUTLINE DIMENSION 单位(UNIT) mm
	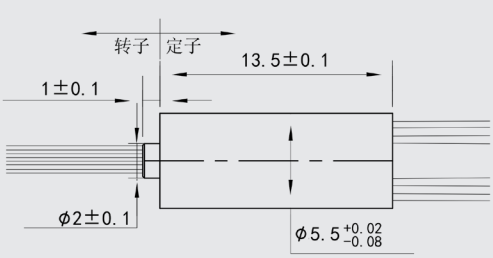
SRM005–8	壳体材料: 不锈钢 Housing Material: Stainless Steel

型号 TYPE	外形尺寸 OUTLINE DIMENSION　单位(UNIT) mm
	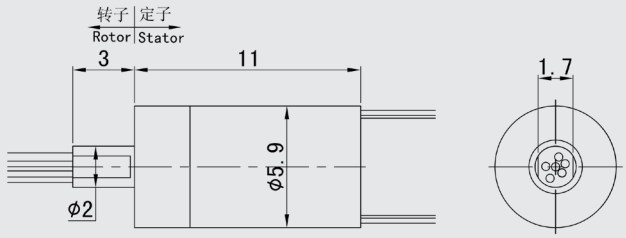
SRM006C–6	壳体材料: 不锈钢　Housing Material: Stainless Steel

型号 TYPE	外形尺寸 OUTLINE DIMENSION　单位UNIT (mm)
	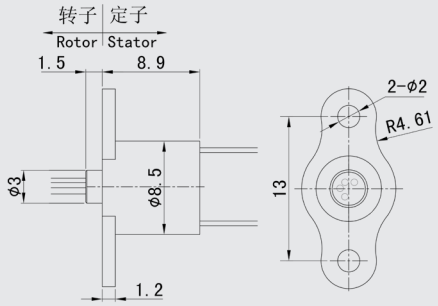
SRM008A–4	壳体材料: 工程塑料　Housing Material: Engineering Plastic

型号 TYPE	外形尺寸 OUTLINE DIMENSION　单位UNIT (mm)
	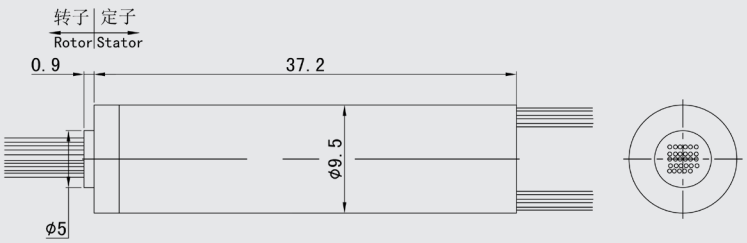
SRM009C–36	壳体材料: 不锈钢　Housing Material: Stainless Steel

型号 TYPE	外形尺寸 OUTLINE DIMENSION　单位UNIT (mm)
	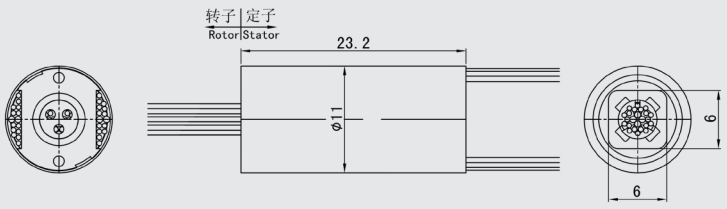
SRM011C–24	壳体材料: 不锈钢　Housing Material: Stainless Steel

型号 TYPE	外形尺寸 OUTLINE DIMENSION　单位UNIT (mm)
	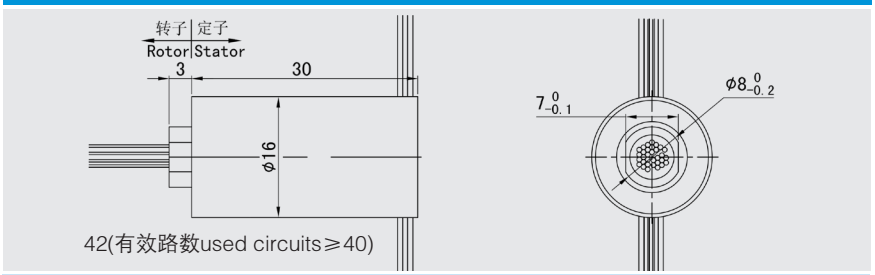
SRM016C–42	壳体材料: 铝合金　Housing Material: Aluminium Alloy

型号 TYPE	外形尺寸 OUTLINE DIMENSION　单位UNIT (mm)
	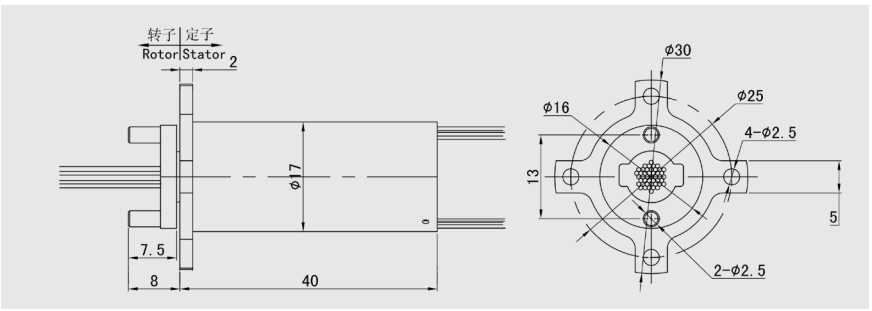
SRM017–45	壳体材料: 铝合金　Housing Material: Aluminium Alloy

型号 TYPE	外形尺寸 OUTLINE DIMENSION　单位UNIT (mm)
	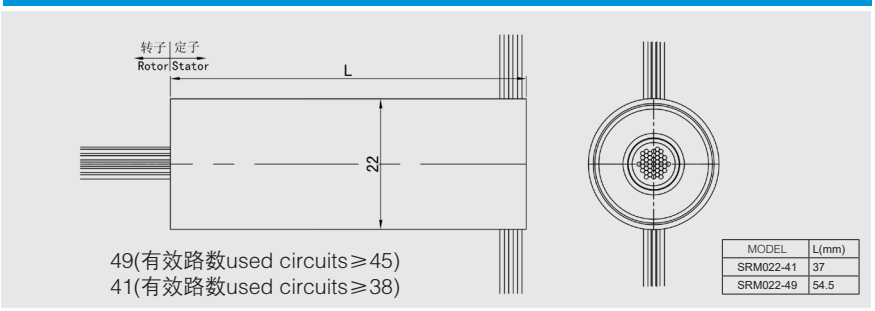
SRM022C	壳体材料: 铝合金　Housing Material: Aluminium Alloy

电气技术指标 Electrical data

参数 Specification	数值　Values
额定电流Rated Current	1A/路 1A/ring
额定电压 Rated Voltage	110VAC / VDC
导线规格Lead Size	AWG32 镀银铁氟龙绝缘 AWG32, color coded, PTFE insulated, silver plated copper
导线长度Lead Length	250mm或根据客户要求提供 250mm (or as request)
绝缘体强度Dielectric Strength	300VAC@50Hz，60S
绝缘电阻Insulation Resistance	100MΩ/300VDC
动态电阻变化值 Electrical Noise	≤10MΩ

机械技术指标 Mechanical data

参数　Specification	数值　Values
额定转速 Rated Speed	0~60rpm
工作温度 Temperature Range	–20℃ ~ +80℃
工作湿度 Operating Humidity	60%RH 或更高 60%RH or higher
接触材料 Contact Material	贵金属 Precious Metals

SRH微型过孔滑环

SRH Miniature Slip Ring

特点 Features

- 完全满足360度无限制旋转的动力、控制及数字信号混合传输
  Continuous transmission of power and/or signal under 360° unrestrained rotation
- 采用先进的纤刷技术，免维护，无需润滑油
  Applies advanced fiber brush technology, free of maintenance or lubricating oil
- 每路多点接触，低接触压力，低噪音和低接触磨损，超长的使用寿命
  Multi contact points in each circuit, low contact pressure, low noise, low contact wear; extremely long life–time
- 标准化、模块化设计，产品规格齐全，并能为客户量身定制所需要的产品
  Standardized & modularized design; customized solutions also available

可选项Options

- 额定电流、电压 Current / Voltage
- 额定转速 Rated Speed
- 工作温度 Operating temperature
- 路数 Number of circuits
- 外壳材料及颜色 Housing material and color
- 外型尺寸 Outline dimension
- 专用导线 Special lead wire
- 导线出口方向 Lead exit location
- 导线长度 Lead length
- 防护等级 IP class
- 端子类型 Terminal type

典型应用 Typical Application

- 工业机器 –加工中心, 旋转工作台,工业内窥镜
  Industrial machinery–machining center, rotary index table
- 医用检测设备和工业仪器仪表
  Heavy equipment turrets, cable reels, test equipments
- 紧急照明设备,机器人
  Emergency lighting, robotics
- 展览/显示设备、广告旋转台
  Exhibit/display equipment, medical equipment
- 军民两用飞行吊舱、雷达天线设备
  Flight pods, antenna equipment

型号选用说明 Model explanation

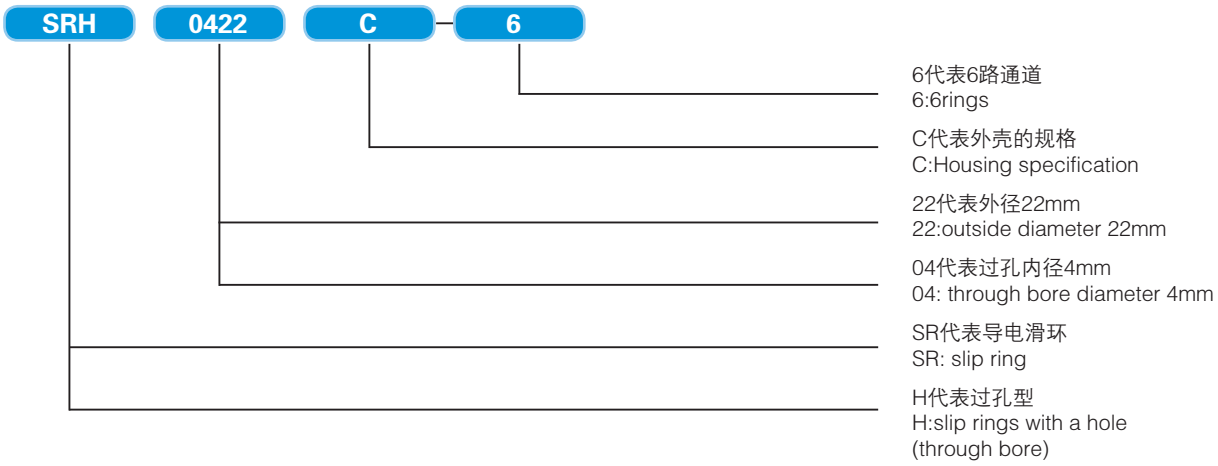

SRH0317 系列 Series

型号 TYPE	外形尺寸 OUTLINE DIMENSION 单位UNIT (mm)



SRH0317

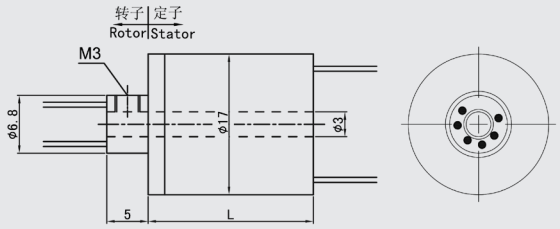

MODEL	L(mm)
SRH0317-2	13.3
SRH0317-6/8	20

壳体材料: 工程塑料 Engineering Plastics

SRH0422 系列 Series

型号 TYPE	外形尺寸 OUTLINE DIMENSION 单位UNIT (mm)



标准型Standard Type SRH0422

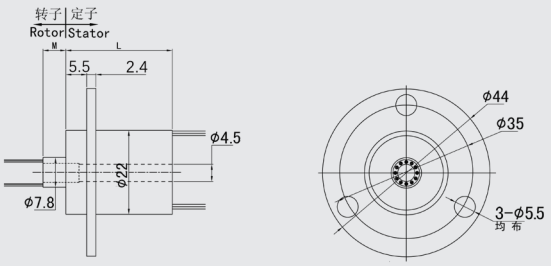

MODEL	L(mm)	M(mm)
SRH0422-8	19.4	6
SRH0422-12	24.6	6
SRH0422-18	34	6.8
SRH0422-24	38.3	8.2



A型("A"Type) SRH0422A

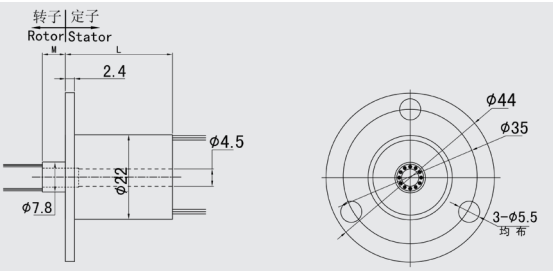

MODEL	L(mm)	M(mm)
SRH0422A-8	19.4	6
SRH0422A-12	24.6	6
SRH0422A-18	34	6.8
SRH0422A-24	38.3	8.2



C型("C"Type) SRH0422C

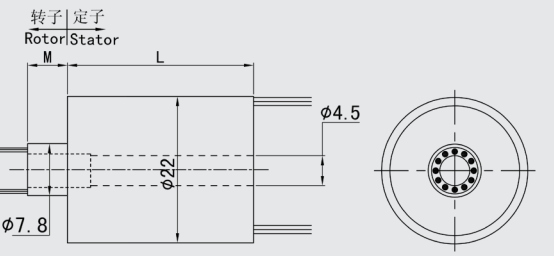

MODEL	L(mm)	M(mm)
SRH0422C-8	19.4	6
SRH0422C-12	24.6	6
SRH0422C-18	34	6.8
SRH0422C-24	38.3	8.2

壳体材料: 工程塑料 Housing Material: Engineering Plastics

SRH0425系列 Series

型号 TYPE	外形尺寸 OUTLINE DIMENSION 单位UNIT (mm)



SRH0425

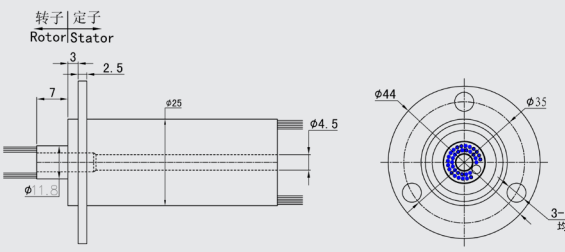

MODEL	L(mm)
SRH0425-30	47.5
SRH0425-36	60

壳体材料: 铝合金 Housing Material: Aluminium Alloy

电气技术指标 Electrical data

参数 Specification	数值 Values
额定电流Rated Current	2A/路 2A/ring
额定电压 Rated Voltage	240VAC / VDC
导线规格Lead Size	AWG26 镀银铁氟龙绝缘 AWG26, color coded, FEP insulated, silver plated copper
导线长度Lead Length	250mm或根据客户要求提供 250mm (or as request)
绝缘体强度Dielectric Strength	500VAC@50Hz，60S
绝缘电阻Insulation Resistance	1000MΩ/500VDC
动态电阻变化值 Electrical Noise	≤10mΩ

机械技术指标 Mechanical data

参数 Specification	数值 Values
额定转速 Rated Speed	0~250rpm
工作温度 Temperature Range	–20℃ ~ +80℃
工作湿度 Operating Humidity	60%RH 或更高 60%RH or higher
接触材料 Contact Material	贵金属 Precious Metals

导线色码表 Lead Color Code

SRH0317–2	1.红 RED	2.绿 GRN				
SRH0317–6	1.红 RED	2.绿 GRN	3.黄 YEL	4.紫 PUP	5.灰 GRY	6.黑 BLK
SRH0317–8	1.灰 GRY	2.黑 BLK	3.蓝 BLU	4.深蓝 DBLU	5.棕 BRN	6.橙 ORN
	7.白 WHT	8.土黄 KHK				
SRH0422–8	1.灰 GRY	2.黑 BLK	3.蓝 BLU	4.深蓝 DBLU	5.棕 BRN	6.橙 ORN
	7.白 WHT	8.土黄 KHK				
SRH0422–12	1.红 RED	2.绿 GRN	3.黄 YEL	4.紫 PUP	5.灰 GRY	6.黑 BLK
	7.蓝 BLU	8.深蓝 DBLU	9.棕 BRN	10.橙 ORN	11.白 WHT	12.土黄 KHK
SRH0422–18	1.红 RED	2.绿 GRN	3.黄 YEL	4.紫 PUP	5.灰 GRY	6.黑 BLK
	7.蓝 BLU	8.深蓝 DBLU	9.棕 BRN	10.橙 ORN	11.白 WHT	12.土黄 KHK
	13.白 – 红 WHT–RED	14.白–黑 WHT–BLK	15.白–蓝 WHT–BLU	16.白–紫 WHT–PUP	17.白–棕 WHT–BRN	18.白–绿 WHT–GRN
SRH0422–24	1.红 RED	2.绿 GRN	3.黄 YEL	4.紫 PUP	5.灰 GRY	6.黑 BLK
	7.蓝 BLU	8.深蓝 DBLU	9.棕 BRN	10.橙 ORN	11.白 WHT	12.土黄 KHK
	13.白 – 红 WHT–RED	14.白–黑 WHT–BLK	15.白–蓝 WHT–BLU	16.白–紫 WHT–PUP	17.白–棕 WHT–BRN	18.白–绿 WHT–GRN
	19.白–橙 WHT–ORN	20.白–黄 WHT–YEL	21白–灰 WHT–GRY	22.黑 – 红 BLK–RED	23.黑–蓝 BLK–BLU	24.黄–绿 YEL–GRN
SRH0425–30	1/2.红 RED	3/4.绿 GRN	5/6.黄 YEL	7/8.紫 PUP	9/10.灰 GRY	11/12.黑 BLK
	13/14.蓝 BLU	15/16.深蓝 DBLU	17/18.棕 BRN	19/20.橙 ORN	21/22.白 WHT	23/24.土黄 KHK
	25/26.白 – 红 WHT–RED	27/28.白–黑 WHT–BLK	29/30.白–蓝 WHT–BLU			
SRH0425–36	1/2. 红 RED	3/4.绿 GRN	5/6.黄 YEL	7/8.紫 PUP	9/10.灰 GRY	11/12.黑 BLK
	13/14.蓝 BLU	15/16.深蓝 DBLU	17/18.棕 BRN	19/20.橙 ORN	21/22.白 WHT	23/24.土黄 KHK
	25/26.白 – 红 WHT–RED	27/28.白–黑 WHT–BLK	29/30.白–蓝 WHT–BLU	31/32.白–紫 WHT–PUP	33/34.白–棕 WHT–BRN	35/36.白–绿 WHT–GRN

SRC 直连型滑环

SRC Pin Connection Slip Ring

特点 Features

- 除具备常规帽型滑环特点外，还具有连接方便，载流能力更强等特点
  Easy for electrical connection, carrying higher current
- 可替代传统式的水银滑环
  Good replacements for mercury slip rings
- SRC 直连型滑环是精密的、高效的，为工业制造业设计的无水银滑环，完全满足欧盟环保要求。导电环采用贵金属镀敷处理，电刷采用贵金属合金丝，采用标准的扁平接头方便连接。
  SRC Pin Connection Slip Ring are precision mercury–free slip rings which are designed specially for manufacturing industry. Applies gold plated rings and gold alloy brushes. Flat pins easy for electrical connection.

可选项 Options

- 外壳材料 Housing material
- 防护等级 IP class
- 更高转数 Higher operating speed
- 工作温度 Operating temperature

典型应用Typical Applications

- 包装机械、印刷加热辊
  Packaging machinery, heating roller of printing
- 流水线生产、工艺控制设备
  Production line, industry process equipments
- 医疗卫生设备
  Medical equipments



型号选用说明 Model explanation

SRC – 032 – 2 – M

- M代表防护等级
  M:IP Class
- 2代表2路通道
  2:2 circuits
- 032代表外径32mm
  032:outside diameter 32mm
- SRC代表直连型导电滑环
  SRC: Pin Connection slip ring

SRC032系列
SRC032 Series

型号 TYPE	外形尺寸 OUTLINE DIMENSION 单位UNIT (mm)
	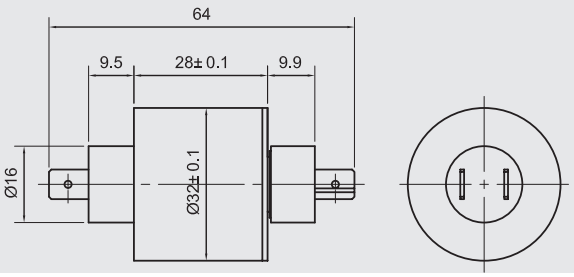
SRC032–2	

型号 TYPE	外形尺寸 OUTLINE DIMENSION　单位UNIT (mm)
	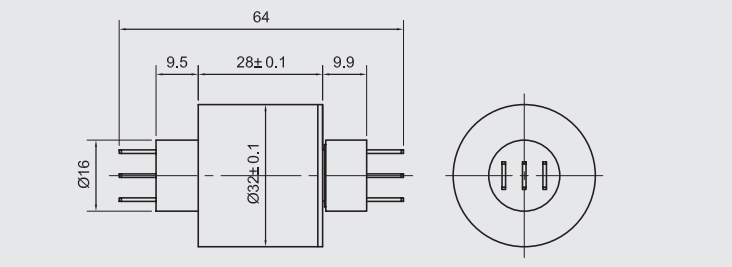
SRC032–3	

型号 TYPE	外形尺寸 OUTLINE DIMENSION　单位UNIT (mm)
	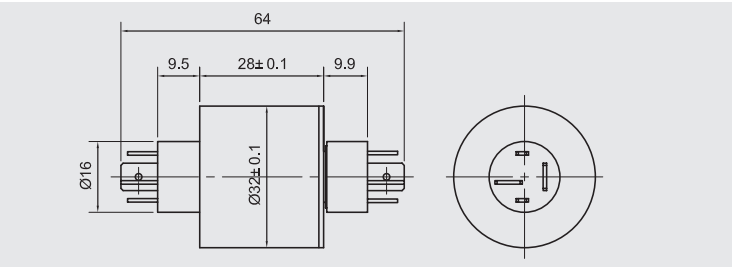
SRC032–4	

电气技术指标 Electrical data

额定电压 Rated Voltage	240VDC/240VAC
绝缘体强度 Dielectric Strength	500VAC@50Hz，60s
绝缘电阻 Insulation Resistance	1000MΩ/500VDC
动态电阻变化值 Electrical Noise	≤10mΩ

机械技术指标 Mechanical data

额定转速Rated Speed	0~400rpm
工作温度Temperature Range	–20℃ ~ +80℃
工作湿度 Operating Humidity	60%RH 或更高　60%RH or higher
接触材料　Contact Material	贵金属 Precious Metals
壳体材料 Housing Material	工程塑料Engineering Plastics
防护等级IP Class	IP51

规格表 Specification List

型号 Type	路数 No. of Circuits	额定电流（Amps） Rated Current Amps				外形尺寸 Outline Dimension	
		2	5	15	20	外径 x 长度　OD x L	厚度 x 宽度　Pin Thickness x Width
SRC032–2	2	–	–	2	–	Φ32×28	0.8×6.3
SRC032–3	3	–	–	3	–	Φ32×28	0.8×6.3
SRC032–4	4	2	–	2	–	Φ32×28	0.8×6.3 0.8×2.8

SRC032系列（防水型）
SRC032 Series (Water Proof)

型号 TYPE	外形尺寸 OUTLINE DIMENSION 单位UNIT (mm)
	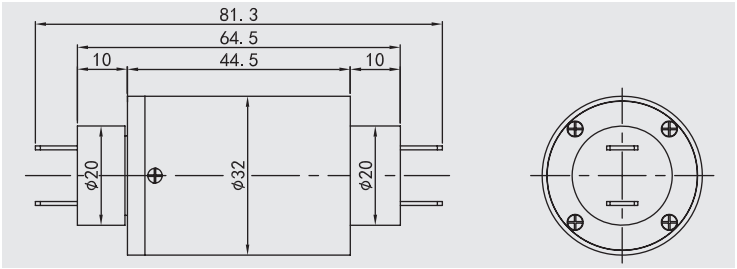
SRC032-2M	

型号 TYPE	外形尺寸 OUTLINE DIMENSION 单位UNIT (mm)
	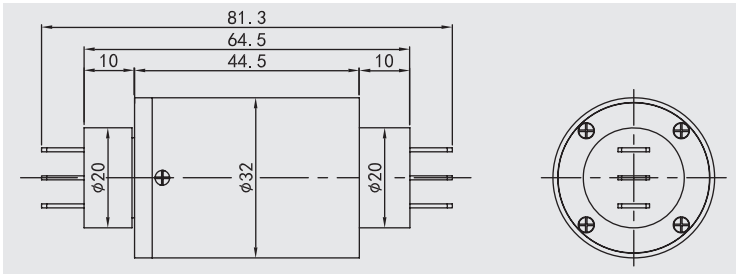
SRC032-3M	

型号 TYPE	外形尺寸 OUTLINE DIMENSION 单位UNIT (mm)
	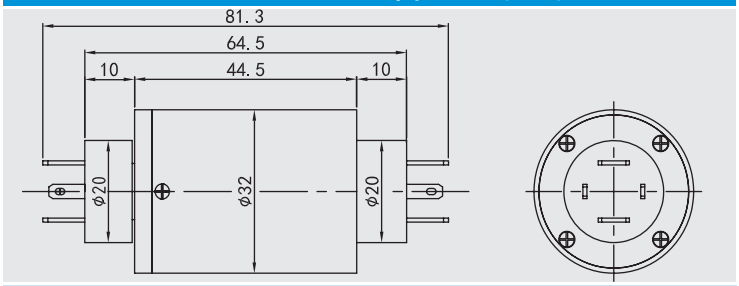
SRC032-4M	

型号 TYPE	外形尺寸 OUTLINE DIMENSION 单位UNIT (mm)
	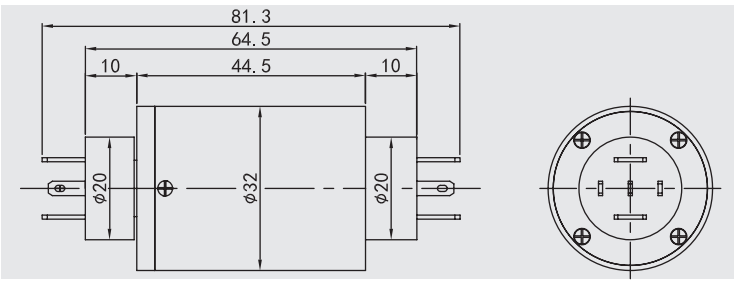
SRC032-5M	

电气技术指标 Electrical data

额定电压 Rated Voltage	240VDC/240VAC
绝缘体强度 Dielectric Strength	500VAC@50Hz，60s
绝缘电阻 Insulation Resistance	1000MΩ/500VDC
动态电阻变化值 Electrical Noise	≤10mΩ

机械技术指标 Mechanical data

额定转速Rated Speed	0~250rpm
工作温度Temperature Range	–20℃ ~ +80℃
工作湿度 Operating Humidity	60%RH 或更高 60%RH or higher
接触材料 Contact Material	贵金属 Precious Metals
壳体材料 Housing Material	铝合金Aluminium Alloy
防护等级IP Class	IP65

规格表 Specification List

型号 Type	**路数 No. of Circuits**	**额定电流（Amps）Rated Current Amps**		**外形尺寸 Outline Dimension**	
		5	**20**	**外径 x 长度 OD x L**	**厚度 x 宽度 Pin Thickness x Width**
SRC032–2M	2	–	2	Φ32×44.5	0.8×6.3
SRC032–3M	3	–	3	Φ32×44.5	0.8×6.3
SRC032–4M	4	2	2	Φ32×44.5	0.8×6.3 0.8×2.8
SRC032–5M	5	3	2	Φ32×44.5	0.8×6.3 0.8×2.8

SRC045系列
SRC045 Series

型号 TYPE	外形尺寸 OUTLINE DIMENSION 单位UNIT (mm)
	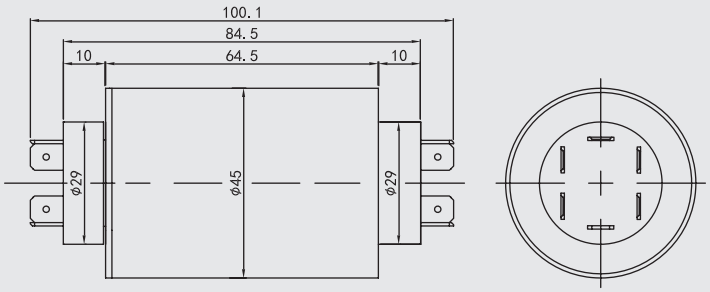
SRC045–6	

型号 TYPE	外形尺寸 OUTLINE DIMENSION 单位UNIT (mm)
	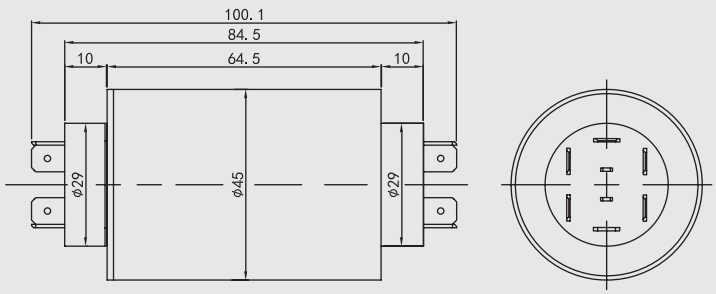
SRC045–8	

规格表 Specification List

型号 Type	路数 NO. of Circuits	额定电流（Amps）Rated Current Amps		外形尺寸 Outline Dimension	镀金 扁平接头 Pin Thickness x Width
		5	20	OD × L	
SRC045–6	6	–	6	Φ45×64.5	0.8×6.3
SRC045–8	8	2	6	Φ45×64.5	0.8×6.3 0.8×2.8

电气技术指标 Electrical data

额定电压 Rated Voltage	240VAC / VDC
绝缘体强度 Dielectric Strength	500VAC@50Hz，60s
绝缘电阻 Insulation Resistance	1000MΩ/500VDC
动态电阻变化值 Electrical Noise	≤10mΩ

机械技术指标 Mechanical data

额定转速Rated Speed	0~400rpm
工作温度Temperature Range	–20℃ ~ +80℃
工作湿度 Operating Humidity	60%RH 或更高 60%RH or higher
接触材料 Contact Material	贵金属 Precious Metals
壳体材料 Housing Material	工程塑料Engineering Plastics

SRH 标准过孔型滑环

SRH Standard Through–Bore Slip Ring



特点 Features

- 完全满足360度无限制旋转的动力、控制及数字信号混合传输
  Continuous transmission of power and/or signal under 360° unrestrained rotation
- 采用先进的纤刷技术，免维护，无需润滑油
  Applies advanced fiber brush technology, free of maintenance or lubricating oil
- 每路多点接触，低接触压力，低噪音和低接触磨损，超长的使用寿命
  Multi contact points in each circuit, low contact pressure, low noise, low contact wear; extremely long life–time
- 标准化、模块化设计，产品规格齐全，并能为客户量身定制所需要的产品
  Standardized & modularized design; customized solutions also available

可选项Options

- 额定电流、电压 Voltage/current
- 额定转速 Rated Speed
- 工作温度 Operating temperature
- 路数 Number of circuits
- 外壳材料及颜色 Housing material and color
- 外型尺寸 Outline dimension
- 专用导线 Special lead wire
- 导线出口方向 Lead exit location
- 导线长度 Lead length
- 防护等级 IP class
- 端子类型 Terminal type

典型应用 Typical Application

- 工业机器 –加工中心, 旋转工作台
  Industrial machinery–machining center, rotary index table
- 重型设备塔台或电缆卷盘,试验设备
  Heavy equipment turrets, cable reels, test equipments
- 包装设备,堆垛机,磁性离合器,工艺控制设备
  Packaging machines, palletizing machines, magnetic clutch, process equipment
- 旋转传感器,紧急照明设备,机器人
  Rotary sensors, emergency lighting, robotics
- 展览/显示设备、医疗设备
  Exhibit/display equipment, medical equipment

SRH1235 系列导电滑环 SRH1235 Series through–bore slip ring



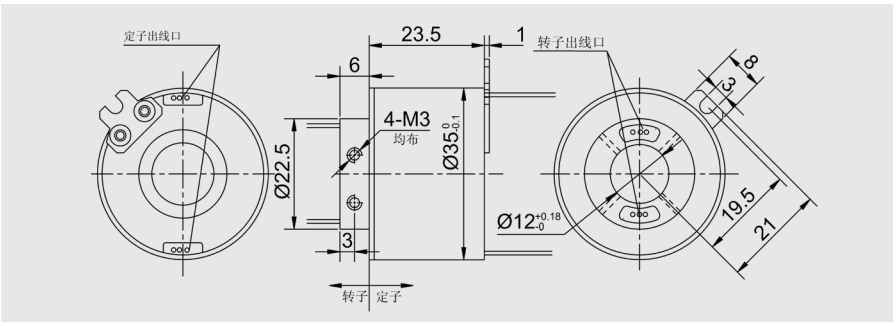

SRH1254 系列导电滑环 SRH1254 Series through–bore slip ring



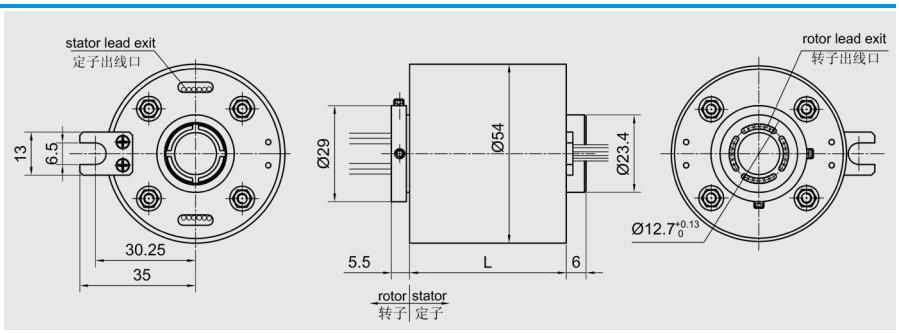

1、图中尺寸可能与实际尺寸有微小误差
1、The dimensions may have small error with actual products
2、转子导线有4个成90° 的出口，定子导线有2个成180° 的出口
2、4 lead exits equally distributed in rotor side; 2 lead exits equally distributed in stator side

型号选用说明 Model explanation

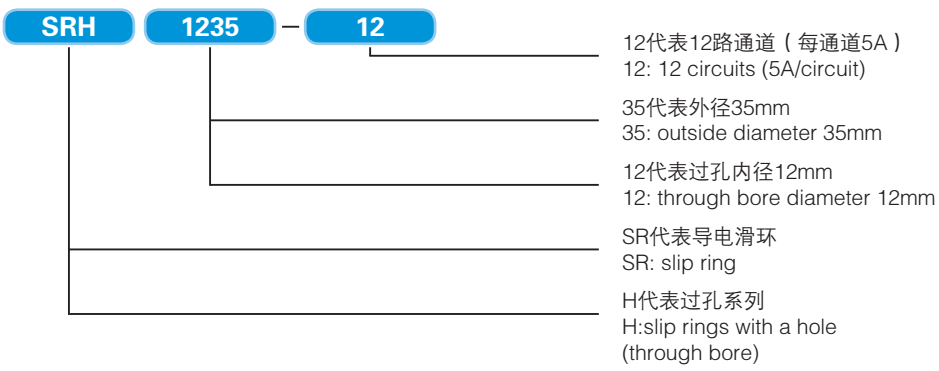

型号 Type	长度（L=mm）	路数 Circuits
SRH1235–6	29.5	6
SRH1235–12	40	12

型号 Type	长度（L=mm）	路数 Circuits
SRH1254–6	33.4	6
SRH1254–12	47.3	12
SRH1254–18	61.3	18
SRH1254–24	75.2	24

电气技术指标 Electrical data

参数 Specification	数值 Values
额定电压 Rated Voltage	240VAC/VDC
额定电流 Rated Current	标准每路为5A 5A/ring
导线规格 Lead Size	AWG22镀银铁氟龙绝缘 AWG22 sliver plated, PTFE insulated
导线长度 Lead Length	标准500mm Standard 500mm
绝缘电阻 Insulation Resistance	≥500MΩ/500VDC
绝缘强度 Dielectric Strength	500VAC/50Hz,60s
动态电阻变化值 Electrical Noise	≤10mΩ

机械技术指标 Mechanical data

参数 Specification	数值 Values
额定转速 Rated Speed	0 ~ 400 rpm
工作温度 Working temperature	–20℃ ~ +80℃
工作湿度 Humidity	60%RH或更高 60%RH or higher
接触材料 Contact Material	贵金属 Precious metal
壳体材料 Housing Material	工程塑料 Engineering plastic
力 矩 Torque	6路产品为0.1N・M,每增加6路加0.03N・M 0.1N・M for –6 version, 0.03N・M increased for every 6rings added
防护等级 Protection level	IP51

标准滑环导线色码表 Lead color code

色码	红RED	黄YEL	黑BLK	蓝BLU	绿GRN	白WHT	紫PUP	灰GRY	棕BRN	橙ORN	深蓝 DBLU	土黄 KHK
6路	1	2	3	4	5	6	–	–	–	–	–	–
12路	1	2	3	4	5	6	7	8	9	10	11	12
18路	1 13	2 14	3 15	4 16	5 17	6 18	7	8	9	10	11	12
24路	1 13	2 14	3 15	4 16	5 17	6 18	7 19	8 20	9 21	10 22	11 23	12 24

过孔导电滑环系列 (SRH2578、3899、50120、60135、70155、80180、90190、100203)
Through–bore slip ring Series

外形尺寸 OUTLINE DIMENSION 单位UNIT (mm)

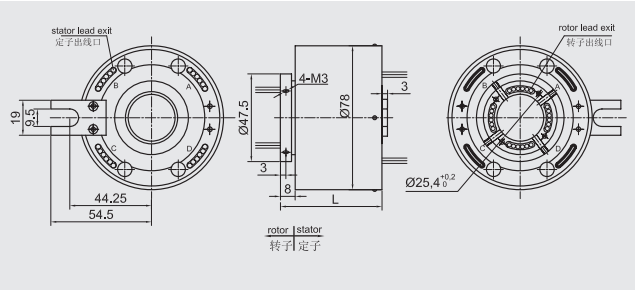

SRH2578

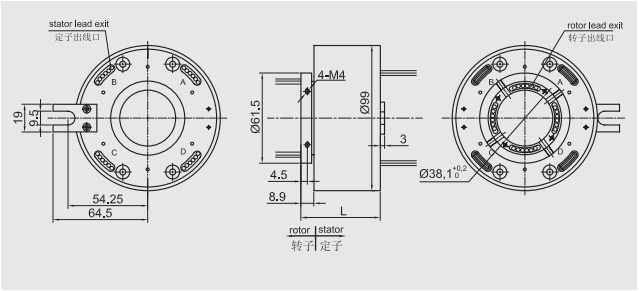

SRH3899

外形尺寸 OUTLINE DIMENSION 单位UNIT (mm)

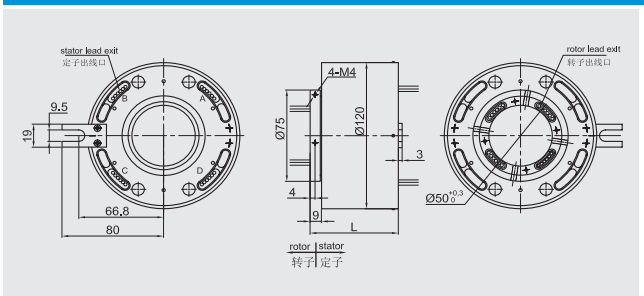

SRH50120

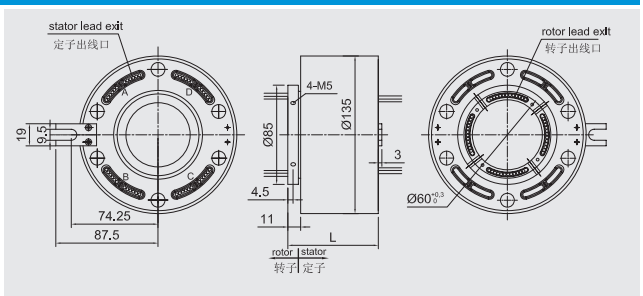

SRH60135

外形尺寸 OUTLINE DIMENSION 单位UNIT (mm)

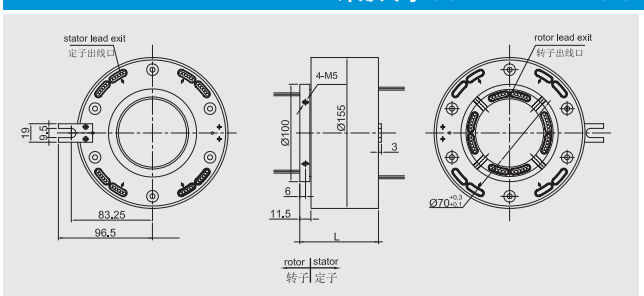

SRH70155

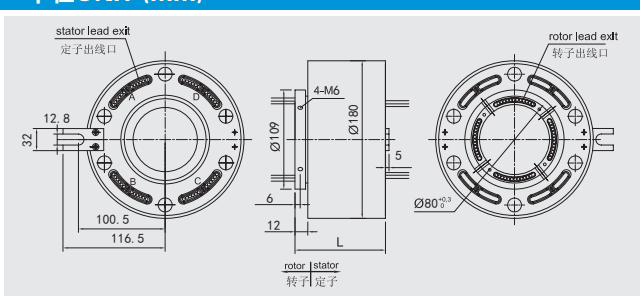

SRH80180

外形尺寸 OUTLINE DIMENSION 单位UNIT (mm)

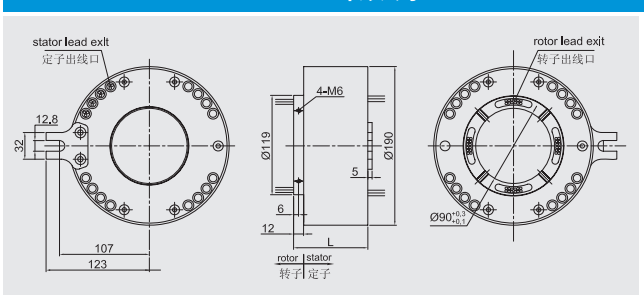

SRH90190

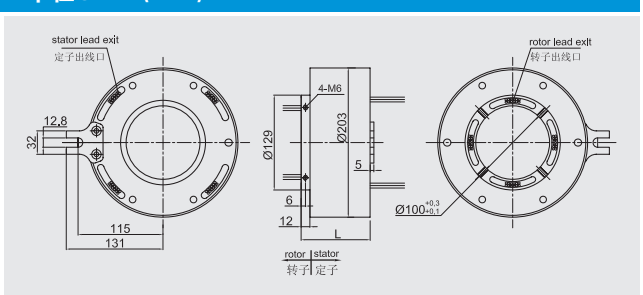

SRH100203

1、图中尺寸可能与实际尺寸有微小误差
The dimensions may have small error with actual products
2、 转子导线有4个成90° 的出口
4 lead exits equally distributed in rotor side

SRH2578 Series

型号 Type	长度（L=mm）	额定电流 Rated Current		总路数 Total No.of Circuits
		功率P(10A、15A)	信号S(2A)	
SRH2578–6P	55	6	—	6
SRH2578–12S	55	—	12	12
SRH2578–12P	79	12	—	12
SRH2578–6P/12S	79	6	12	18
SRH2578–24S	79	—	24	24
SRH2578–18P	103	18	—	18
SRH2578–12P/12S	103	12	12	24
SRH2578–6P/24S	103	6	24	30
SRH2578–36S	103	—	36	36
SRH2578–24P	127	24	—	24
SRH2578–18P/12S	127	18	12	30
SRH2578–12P/24S	127	12	24	36
SRH2578–6P/36S	127	6	36	42
SRH2578–48S	127	—	48	48

可按客户需求定制到96通路
Max 96 circuits available on request

SRH3899 Series

型号 Type	长度（L=mm）	额定电流 Rated Current		总路数 Total No.of Circuits
		功率P(10A、15A)	信号S(2A)	
SRH3899–6P	54.1	6	—	6
SRH3899–12S	54.1	—	12	12
SRH3899–12P	78.1	12	—	12
SRH3899–6P/12S	78.1	6	12	18
SRH3899–24S	78.1	—	24	24
SRH3899–18P	102.1	18	—	18
SRH3899–12P/12S	102.1	12	12	24
SRH3899–6P/24S	102.1	6	24	30
SRH3899–36S	102.1	—	36	36
SRH3899–24P	126.1	24	—	24
SRH3899–18P/12S	126.1	18	12	30
SRH3899–12P/24S	126.1	12	24	36
SRH3899–6P/36S	126.1	6	36	42
SRH3899–48S	126.1	—	48	48

可按客户需求定制到96通路
Max 96 circuits available on request

SRH50120 Series

型号 Type	长度（L=mm）	额定电流 Rated Current		总路数 Total No.of Circuits
		功率P(10A、15A或20A)	信号S(5A)	
SRH50120-6P	69.5	6	—	6
SRH50120-12S	69.5	—	12	12
SRH50120-12P	99.5	12	—	12
SRH50120-6P/12S	99.5	6	12	18
SRH50120-24S	99.5	—	24	24
SRH50120-18P	129.5	18	—	18
SRH50120-12P/12S	129.5	12	12	24
SRH50120-6P/24S	129.5	6	24	30
SRH50120-36S	129.5	—	36	36
SRH50120-24P	159.5	24	—	24
SRH50120-18P/12S	159.5	18	12	30
SRH50120-12P/24S	159.5	12	24	36
SRH50120-6P/36S	159.5	6	36	42
SRH50120-48S	159.5	—	48	48
SRH50120-30P	189.5	30	—	30
SRH50120-24P/12S	189.5	24	12	36
SRH50120-18P/24S	189.5	18	24	42
SRH50120-12P/36S	189.5	12	36	48
SRH50120-6P/48S	189.5	6	48	54
SRH50120-60S	189.5	—	60	60
SRH50120-36P	219.5	36	—	36
SRH50120-30P/12S	219.5	30	12	42
SRH50120-24P/24S	219.5	24	24	48
SRH50120-18P/36S	219.5	18	36	54
SRH50120-12P/48S	219.5	12	48	60
SRH50120-6P/60S	219.5	6	60	66
SRH50120-72S	219.5	—	72	72

可按客户需求定制到156通路
Max 156 circuits available on request

SRH60135 Series

型号 Type	长度（L=mm）	额定电流 Rated Current		总路数 Total No.of Circuits
		功率P(10A、15A或20A)	信号S(5A)	
SRH60135-6P	77.5	6	—	6
SRH60135-12S	77.5	—	12	12
SRH60135-12P	107.5	12	—	12
SRH60135-6P/12S	107.5	6	12	18
SRH60135-24S	107.5	—	24	24
SRH60135-18P	137.5	18	—	18
SRH60135-12P/12S	137.5	12	12	24
SRH60135-6P/24S	137.5	6	24	30
SRH60135-36S	137.5	—	36	36
SRH60135-24P	167.5	24	—	24
SRH60135-18P/12S	167.5	18	12	30
SRH60135-12P/24S	167.5	12	24	36
SRH60135-6P/36S	167.5	6	36	42
SRH60135-48S	167.5	—	48	48
SRH60135-30P	197.5	30	—	30
SRH60135-24P/12S	197.5	24	12	36
SRH60135-18P/24S	197.5	18	24	42
SRH60135-12P/36S	197.5	12	36	48
SRH60135-6P/48S	197.5	6	48	54
SRH60135-60S	197.5	—	60	60
SRH60135-36P	227.5	36	—	36
SRH60135-30P/12S	227.5	30	12	42
SRH60135-24P/24S	227.5	24	24	48
SRH60135-18P/36S	227.5	18	36	54
SRH60135-12P/48S	227.5	12	48	60
SRH60135-6P/60S	227.5	6	60	66
SRH60135-72S	227.5	—	72	72
SRH60135-42P	257.5	42	—	42
SRH60135-36P/12S	257.5	36	12	48
SRH60135-30P/24S	257.5	30	24	54
SRH60135-24P/36S	257.5	24	36	60
SRH60135-18P/48S	257.5	18	48	66
SRH60135-12P/60S	257.5	12	60	72
SRH60135-6P/72S	257.5	6	72	78
SRH60135-84S	257.5	—	84	84
SRH60135-48P	287.5	48	—	48
SRH60135-42P/12S	287.5	42	12	54
SRH60135-36P/24S	287.5	36	24	60
SRH60135-30P/36S	287.5	30	36	66
SRH60135-24P/48S	287.5	24	48	72
SRH60135-18P/60S	287.5	18	60	78
SRH60135-12P/72S	287.5	12	72	84
SRH60135-6P/84S	287.5	6	84	90
SRH60135-96S	287.5	—	96	96

可按客户需求定制到216通路
Max 216 circuits available on request

SRH70155 Series

型号 Type	长度（L=mm）	额定电流 Rated Current		总路数 Total No.of Circuits
		功率P(10A、15A或20A)	信号S(5A)	
SRH70155-6P	80.8	6	—	6
SRH70155-12S	80.8	—	12	12
SRH70155-12P	110.8	12	—	12
SRH70155-6P/12S	110.8	6	12	18
SRH70155-24S	110.8	—	24	24
SRH70155-18P	140.8	18	—	18
SRH70155-12P/12S	140.8	12	12	24
SRH70155-6P/24S	140.8	6	24	30
SRH70155-36S	140.8	—	36	36
SRH70155-24P	170.8	24	—	24
SRH70155-18P/12S	170.8	18	12	30
SRH70155-12P/24S	170.8	12	24	36
SRH70155-6P/36S	170.8	6	36	42
SRH70155-48S	170.8	—	48	48
SRH70155-30P	200.8	30	—	30
SRH70155-24P/12S	200.8	24	12	36
SRH70155-18P/24S	200.8	18	24	42
SRH70155-12P/36S	200.8	12	36	48
SRH70155-6P/48S	200.8	6	48	54
SRH70155-60S	200.8	—	60	60
SRH70155-36P	230.8	36	—	36
SRH70155-30P/12S	230.8	30	12	42
SRH70155-24P/24S	230.8	24	24	48
SRH70155-18P/36S	230.8	18	36	54
SRH70155-12P/48S	230.8	12	48	60
SRH70155-6P/60S	230.8	6	60	66
SRH70155-72S	230.8	—	72	72
SRH70155-42P	260.8	42	—	42
SRH70155-36P/12S	260.8	36	12	48
SRH70155-30P/24S	260.8	30	24	54
SRH70155-24P/36S	260.8	24	36	60
SRH70155-18P/48S	260.8	18	48	66
SRH70155-12P/60S	260.8	12	60	72
SRH70155-6P/72S	260.8	6	72	78
SRH70155-84S	260.8	—	84	84
SRH70155-48P	290.8	48	—	48
SRH70155-42P/12S	290.8	42	12	54
SRH70155-36P/24S	290.8	36	24	60
SRH70155-30P/36S	290.8	30	36	66
SRH70155-24P/48S	290.8	24	48	72
SRH70155-18P/60S	290.8	18	60	78
SRH70155-12P/72S	290.8	12	72	84
SRH70155-6P/84S	290.8	6	84	90
SRH70155-96S	290.8	—	96	96

可按客户需求定制到216通路
Max 216 circuits available on request

SRH80180 Series

型号 Type	长度（L=mm）	额定电流 Rated Current		总路数 Total No.of Circuits
		功率P(10A、15A或20A)	信号S(5A)	
SRH80180-6P	88.5	6	—	6
SRH80180-12S	88.5	—	12	12
SRH80180-12P	118.5	12	—	12
SRH80180-6P/12S	118.5	6	12	18
SRH80180-24S	118.5	—	24	24
SRH80180-18P	148.5	18	—	18
SRH80180-12P/12S	148.5	12	12	24
SRH80180-6P/24S	148.5	6	24	30
SRH80180-36S	148.5	—	36	36
SRH80180-24P	178.5	24	—	24
SRH80180-18P/12S	178.5	18	12	30
SRH80180-12P/24S	178.5	12	24	36
SRH80180-6P/36S	178.5	6	36	42
SRH80180-48S	178.5	—	48	48
SRH80180-30P	208.5	30	—	30
SRH80180-24P/12S	208.5	24	12	36
SRH80180-18P/24S	208.5	18	24	42
SRH80180-12P/36S	208.5	12	36	48
SRH80180-6P/48S	208.5	6	48	54
SRH80180-60S	208.5	—	60	60
SRH80180-36P	238.5	36	—	36
SRH80180-30P/12S	238.5	30	12	42
SRH80180-24P/24S	238.5	24	24	48
SRH80180-18P/36S	238.5	18	36	54
SRH80180-12P/48S	238.5	12	48	60
SRH80180-6P/60S	238.5	6	60	66
SRH80180-72S	238.5	—	72	72
SRH80180-42P	268.5	42	—	42
SRH80180-36P/12S	268.5	36	12	48
SRH80180-30P/24S	268.5	30	24	54
SRH80180-24P/36S	268.5	24	36	60
SRH80180-18P/48S	268.5	18	48	66
SRH80180-12P/60S	268.5	12	60	72
SRH80180-6P/72S	268.5	6	72	78
SRH80180-84S	268.5	—	84	84
SRH80180-48P	298.5	48	—	48
SRH80180-42P/12S	298.5	42	12	54
SRH80180-36P/24S	298.5	36	24	60
SRH80180-30P/36S	298.5	30	36	66
SRH80180-24P/48S	298.5	24	48	72
SRH80180-18P/60S	298.5	18	60	78
SRH80180-12P/72S	298.5	12	72	84
SRH80180-6P/84S	298.5	6	84	90
SRH80180-96S	298.5	—	96	96

可按客户需求定制到216通路
Max 216 circuits available on request

SRH90190 Series

型号 Type	长度（L=mm）	额定电流 Rated Current		总路数 Total No.of Circuits
		功率P(10A、15A或20A)	信号S(5A)	
SRH90190-6P	88.5	6	—	6
SRH90190-12S	88.5	—	12	12
SRH90190-12P	118.5	12	—	12
SRH90190-6P/12S	118.5	6	12	18
SRH90190-24S	118.5	—	24	24
SRH90190-18P	148.5	18	—	18
SRH90190-12P/12S	148.5	12	12	24
SRH90190-6P/24S	148.5	6	24	30
SRH90190-36S	148.5	—	36	36
SRH90190-24P	178.5	24	—	24
SRH90190-18P/12S	178.5	18	12	30
SRH90190-12P/24S	178.5	12	24	36
SRH90190-6P/36S	178.5	6	36	42
SRH90190-48S	178.5	—	48	48
SRH90190-30P	208.5	30	—	30
SRH90190-24P/12S	208.5	24	12	36
SRH90190-18P/24S	208.5	18	24	42
SRH90190-12P/36S	208.5	12	36	48
SRH90190-6P/48S	208.5	6	48	54
SRH90190-60S	208.5	—	60	60
SRH90190-36P	238.5	36	—	36
SRH90190-30P/12S	238.5	30	12	42
SRH90190-24P/24S	238.5	24	24	48
SRH90190-18P/36S	238.5	18	36	54
SRH90190-12P/48S	238.5	12	48	60
SRH90190-6P/60S	238.5	6	60	66
SRH90190-72S	238.5	—	72	72
SRH90190-42P	268.5	42	—	42
SRH90190-36P/12S	268.5	36	12	48
SRH90190-30P/24S	268.5	30	24	54
SRH90190-24P/36S	268.5	24	36	60
SRH90190-18P/48S	268.5	18	48	66
SRH90190-12P/60S	268.5	12	60	72
SRH90190-6P/72S	268.5	6	72	78
SRH90190-84S	268.5	—	84	84
SRH90190-48P	298.5	48	—	48
SRH90190-42P/12S	298.5	42	12	54
SRH90190-36P/24S	298.5	36	24	60
SRH90190-30P/36S	298.5	30	36	66
SRH90190-24P/48S	298.5	24	48	72
SRH90190-18P/60S	298.5	18	60	78
SRH90190-12P/72S	298.5	12	72	84
SRH90190-6P/84S	298.5	6	84	90
SRH90190-96S	298.5	—	96	96

可按客户需求定制到216通路
Max 216 circuits available on request

SRH100203 Series

型号 Type	长度（L=mm）	额定电流 Rated Current		总路数 Total No.of Circuits
		功率P(10A、15A或20A)	信号S(5A)	
SRH100203-6P	93.5	6	—	6
SRH100203-10S	93.5	—	10	10
SRH100203-12P	125	12	—	12
SRH100203-6P/10S	125	6	10	16
SRH100203-20S	125	—	20	20
SRH100203-18P	156.5	18	—	18
SRH100203-12P/10S	156.5	12	10	22
SRH100203-6P/20S	156.5	6	20	26
SRH100203-30S	156.5	—	30	30
SRH100203-24P	188	24	—	24
SRH100203-18P/10S	188	18	10	28
SRH100203-12P/20S	188	12	20	32
SRH100203-6P/30S	188	6	30	36
SRH100203-40S	188	—	40	40
SRH100203-30P	219.5	30	—	30
SRH100203-24P/10S	219.5	24	10	34
SRH100203-18P/20S	219.5	18	20	38
SRH100203-12P/30S	219.5	12	30	42
SRH100203-6P/40S	219.5	6	40	46
SRH100203-50S	219.5	—	50	50
SRH100203-36P	251	36	—	36
SRH100203-30P/10S	251	30	10	40
SRH100203-24P/20S	251	24	20	44
SRH100203-18P/30S	251	18	30	48
SRH100203-12P/40S	251	12	40	52
SRH100203-6P/50S	251	6	50	56
SRH100203-60S	251	—	60	60
SRH100203-42P	282.5	42	—	42
SRH100203-36P/10S	282.5	36	10	46
SRH100203-30P/20S	282.5	30	20	50
SRH100203-24P/30S	282.5	24	30	54
SRH100203-18P/40S	282.5	18	40	58
SRH100203-12P/50S	282.5	12	50	62
SRH100203-6P/60S	282.5	6	60	66
SRH100203-70S	282.5	—	70	70
SRH100203-48P	314	48	—	48
SRH100203-42P/10S	314	42	10	52
SRH100203-36P/20S	314	36	20	56
SRH100203-30P/30S	314	30	30	60
SRH100203-24P/40S	314	24	40	64
SRH100203-18P/50S	314	18	50	68
SRH100203-12P/60S	314	12	60	72
SRH100203-6P/70S	314	6	70	76
SRH100203-80S	314	—	80	80

可按客户需求定制到216通路
Max 216 circuits available on request

电气技术指标 Electrical data

参数 Specification	数值 Values	
	功率 Power	信号 Signal
额定电压 Rated Voltage	380VAC	240VAC/VDC
绝缘电阻 Insulation Resistance	≥1000MΩ/500VDC	≥500MΩ/500VDC
导线规格 Lead Size	PVC或PE绝缘 Insulated PVC or PE	AWG22镀银铁氟龙绝缘 AWG22 sliver plated, PTFE insulated
导线长度 Lead Length	标准500mm Standard: 500mm	
绝缘强度 Dielectric Strength	500VAC@50Hz,60s	
动态电阻变化值 Electrical Noise	≤10mΩ	

机械技术指标 Mechanical data

参数 Specification	数值 Values
额定转速 Rated Speed	250 / 500 rpm
工作温度 Working temperature	–20℃ ~ +80℃
工作湿度 Operating Humidity	60%RH 或更高 60%RH or higher
接触材料 Contact Material	贵金属 Precious metals
壳体材料 Housing Material	工程塑料或铝合金 Engineering Plastics or Aluminum
力 矩 Torque	6路为0.1N・m,每增加6路加0.03N・m 0.1N・M for –6 version, 0.03N・M increased for every 6rings added
防护等级 Protection level	标准IP51，可选IP54,IP65 Standard:IP51, Optional:IP54,IP65

标准滑环导线色码表Lead color code

色码	红RED	黄YEL	黑BLK	蓝BLU	绿GRN	白WHT	紫PUP	灰GRY	棕BRN	橙ORN	深蓝/白红 DBLU/WHT–RED	土黄/黄绿 KHK/YEL–GRN
6路	1	2	3	4	5	6	–	–	–	–	–	–
12路	1	2	3	4	5	6	7	8	9	10	11	12
18路	1 13	2 14	3 15	4 16	5 17	6 18	7	8	9	10	11	12
24路	1 13	2 14	3 15	4 16	5 17	6 18	7 19	8 20	9 21	10 22	11 23	12 24
30路	1 13 25	2 14 26	3 15 27	4 16 28	5 17 29	6 18 30	7 19	8 20	9 21	10 22	11 23	12 24
36路	1 13 25	2 14 26	3 15 27	4 16 28	5 17 29	6 18 30	7 19 31	8 20 32	9 21 33	10 22 34	11 23 35	12 24 36
42路	1 13 25 37	2 14 26 38	3 15 27 39	4 16 28 40	5 17 29 41	6 18 30 42	7 19 31	8 20 32	9 21 33	10 22 34	11 23 35	12 24 36
48路	1 13 25 37	2 14 26 38	3 15 27 39	4 16 28 40	5 17 29 41	6 18 30 42	7 19 31 43	8 20 32 44	9 21 33 45	10 22 34 46	11 23 35 47	12 24 36 48

安装方式 way of installation

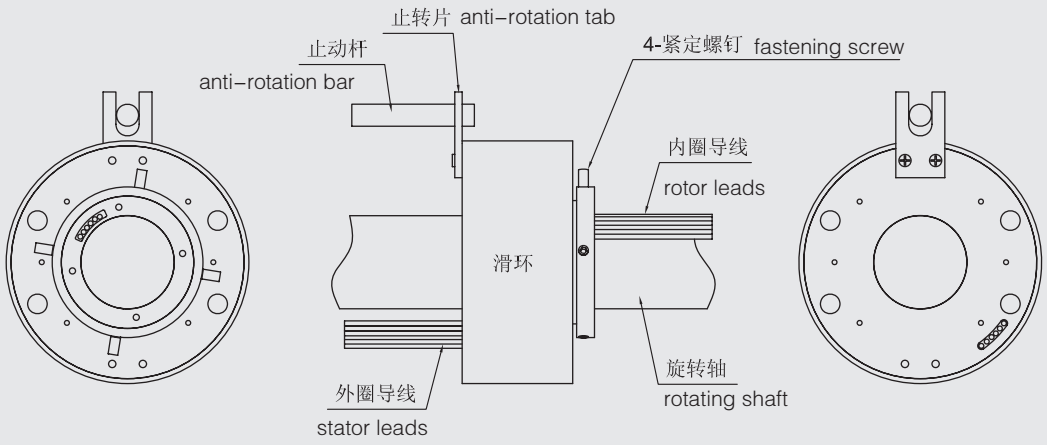

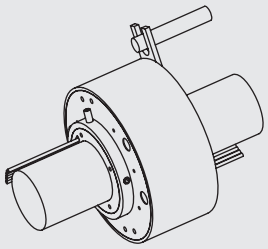

安装说明 Installation explanation

- 因为滑环转子和定子在安装时很难保证同心，建议用四个紧定螺钉将滑环固定在旋转轴上，止动杆插入止动片即可，千万不能强行固定止动片，否则可能会导致滑环损坏或达不到预期使用寿命。

注意事项 Attentions:

- 滑环环体不得作承重用，环体导线也不得承受外部控力
  The slip ring should not be used for load bearing; the cables should not be stressed nor tensed
- 在滑环安装时，务必要保护好导线，避免因导体绝缘层损坏而影响产品品质
  When installing the slip rings, the cables should be well protected
- 滑环系精密电气元件，应使其在一个干燥，少尘的环境下工作。如果环境条件恶劣，应增加防护措施
  The slip ring should be used in dry, low dust environment. If working environment is bad, more protection measures should be taken

型号选用说明 Model explanation

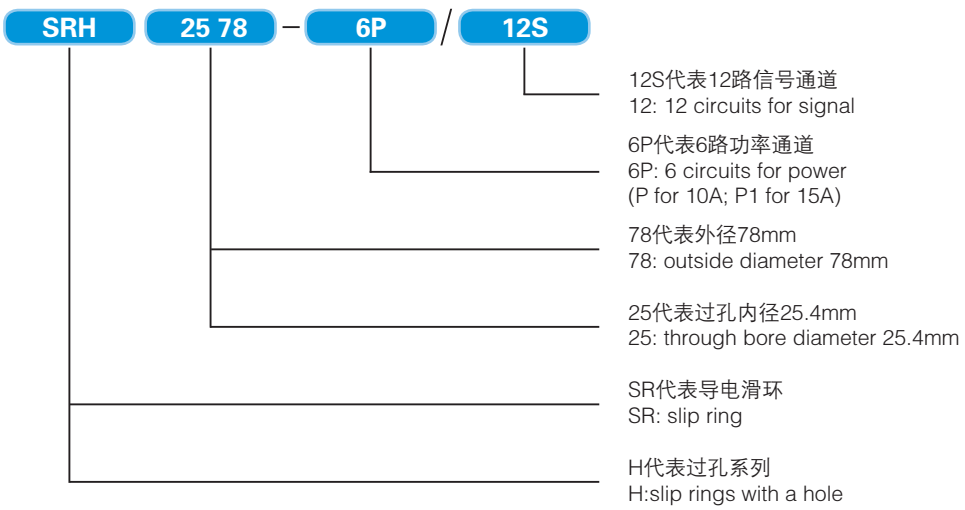

以太网滑环
Ethernet Slip Ring

特点 Features

■ 为高速率数据和无错传输协议设计，满足各类网络信号、高清视频信号、差分信号和工业以太网信号传输需求

Designed for high rate and error free transmitting protocols, can transmit all kinds of Ethernet signals, high-definition video signals, differential signals.

■ 数据传输稳定、不丢包、不串码、回损小、插入损耗小，具有超低的误码率和超高的信噪比

Stable data transmission, no packet loss, low return loss, low insertion loss, extremely low error rate and super high SNR

■ 可混合动力、控制及数字信号传输，可混合光纤、气液传输

The solution can combine hybrid of power, control& digital signal, fiber optic, gas-liquid.

■ 独家专利纤刷、镀层技术，低接触压力，低噪音和低接触磨损，免维护，超长使用寿命

Applies advanced fiber brush and coating technology, low contact pressure, low noise, low contact wear; free of maintenance, extremely long life-time

■ 标准化、模块化设计，产品规格齐全，并能为客户量身定制所需要的产品 Standardized & modularized design; customized solutions are also available

可选项Options

■ 路数：1～96路 circuit: 1~96 circuits

■ 信号类型signal type：
串行通信serial communication：RS232、RS422、RS485
工业总线industrial bus：CANBus、Profibus、Lonworks
以 太 网Ethernet：100M Base T、1000M Base T

■ 接口类型：标准RJ45、工业接口等 connector type: Standard RJ45 connector, industrial connector etc

■ 导线类型、规格、长度定制 wire type, gauge, length

■ 高压、大电流定制 high voltage, high current

■ 特殊环境定制：防震、高温 special condition: High temperature, shockproof

■ 测试标准Test standard：CAT5, CAT5e,CAT6

典型应用 Typical Application

■ 高清视频监控、串口通讯、工业自动化控制
high-definition video surveillance,serial communication, industrial automatic control

■ 各类网线电缆和接口的传输
The transmission for all kinds of Ethernet cable and connector



型号选用说明
Model explanation

SRH 25 78 – 6P / 12S – ES

- ES代表特殊信号
  ES: Special signal
- 12S代表12路普通信号通道
  12: 12 circuits for signal
- 6P代表6路功率通道
  6P: 6 circuits for power
  (P for 10A; P1 for 15A)
- 78代表外径78mm
  78: outside diameter 78mm
- 25代表过孔内径25.4mm
  25: through bore diameter 25.4mm
- SR代表导电滑环
  SR: slip ring
- H代表过孔系列
  H:slip rings with a hole

外形尺寸 Outline Dimension

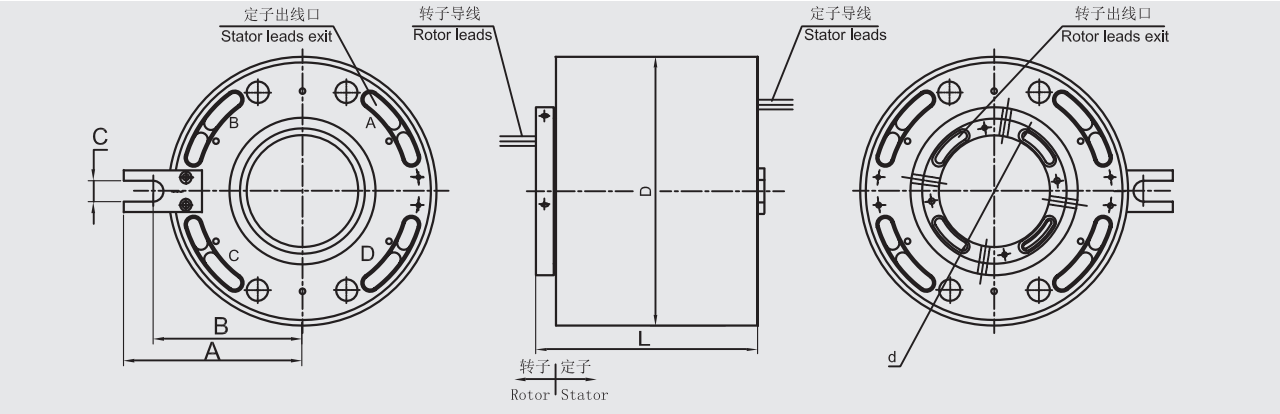

过孔孔径 d （mm）	外径 D (mm)	A （mm）	B （mm）	C （mm）	长度 L （mm）
12.7	54	35	30.25	6.5	按客户需要可选 As request
25.4	78	54.5	44.25	9.5	
38.1	99	64.5	54.25	9.5	
50	120	80	66.8	9.5	
60	135	97.5	74.25	9.5	
70	155	96.5	83.25	9.5	
80	180	116.5	100.5	12.8	
90	190	123	107	12.8	
100	203	131	115	12.8	
120	外形尺寸可定制 Outline dimension as request				

电气技术指标 Electrical data

参数 Specification	数值 Values
额定电压 Rated Voltage	240VAC / VDC
额定电流 Rated Current	标准每环为2A 2A/ring
导线规格 Lead Size	CAT5、CAT5e、CAT6、CAT7
导线长度 Lead length	标准500mm Standard 500mm
绝缘电阻 Insulation Resistance	≥500MΩ/500VDC
绝缘体强度 Dielectric Strength	500VAC@50Hz，60s
动态电阻变化值Electrical Noise	≤10mΩ
误码率 BER	10^{-11}
插入损耗 Insert Loss	≤ 2db

机械技术指标 Mechanical data

参数 Specification	数值 Values
通道数Circuits	一路或更多（1 or more）
额定转速Operating Speed	0 ~ 250 / 500rpm
工作温度 Temperature Range	–20℃ ~ +80℃
工作湿度 Operating Humidity	60%RH 或更高 60%RH or higher
接触材料 Contact Material	贵金属 Precious Metals
壳体材料 Housing Material	工程塑料/金属 Engineering Plastics or Metals
过孔内径Through Bore Diameter	12.7mm、25.4 mm、38.1 mm、50 mm（其余尺寸可定制）
外径Outside Diameter	54 mm、78 mm、99 mm、120 mm（其余尺寸可定制）
防护等级 Protection level	标准IP51，可选IP54,IP65 Standard:IP51, Optional:IP54,IP65

SRT石油海洋专用滑环

SRT Marine and Oilfield Slip Ring

特点 Features

■ 特殊耐高压5000V结构，能够满足海上大功率设备电力传输需求。

Special structure for high voltage 5000V can transmit high power on the sea

■ 全不锈钢壳体，以及优异的密封性能，使得滑环具备优良的耐候性,最高防护等级可达IP67。

Stainless steel material and the good sealing makes slip ring can work in harsh oilfield conditions, protection level can be up to IP67

■ 每环多点接触，低接触压力，低噪音和低接触磨损，超长的使用寿命。

Multi contact point in each circuit, low contact pressure, low noise, low contact wear,; extremely long life time

■ 可内置编码器和光钎旋转连接器。

These designs can be integrated with other products such as encoder and fiber optical rotary joints

可选项Options

- 额定电流、电压 Current / Voltage
- 额定速度 Operating speed
- 工作温度 Operating temperature
- 路数 Number of rings
- 外壳材料及颜色 Housing material and color
- 外型尺寸 Outline dimension
- 专用导线 Special lead wire
- 导线出口方向 Lead exit location
- 导线长度 Lead length
- 端子类型 Terminal type

典型应用 Typical Application

■ 船用吊装机械

Marine lifting machinery

■ 石油钻井平台、船舶机械

Oil drilling platform, marine machinery

型号选用说明 Model explanation

SRT 标准滑环系列 SRT Standard Slip Ring

SRT 20 87 – 6P / 12S

- 12S代表12路信号通道
  12: 12 channels for signal (5A/channel)
- 6P代表6路功率通道
  6P: 6 channels for power
  (P for 10A; P1 for 15A)
- 20代表出线孔孔径
  20: Rotor lead exit diameter
- 87代表外径87mm
  87: Outside diameter 87mm
- T代表特制滑环
  T: Special
- SR代表导电滑环
  SR: Slip ring

SRT 特制滑环系列 SRT Special Slip Ring

SRT 140 – 12

- 12代表12路通道（每通道5A）
  12: 12 circuits (5A/circuit)
- 140代表主体外径140mm
  140: outside diameter 140mm
- SR代表导电滑环
  SR: slip ring
- T代表特殊系列
  T:slip rings without hole

SRT 标准滑环系列 SRT Standard Slip Ring

SRT1075 系列 Series

型号 TYPE	外形尺寸 OUTLINE DIMENSION 单位UNIT (mm)
 ● 带航空插头(SRT1075A) with connectors	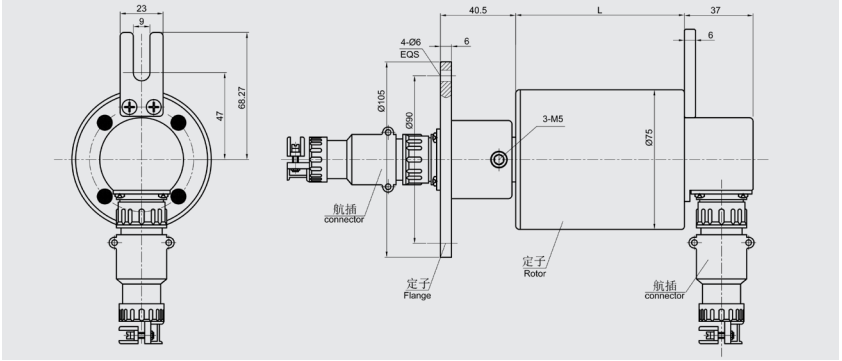
SRT1075A	
 ● 带导线(SRT1075B) with free leads	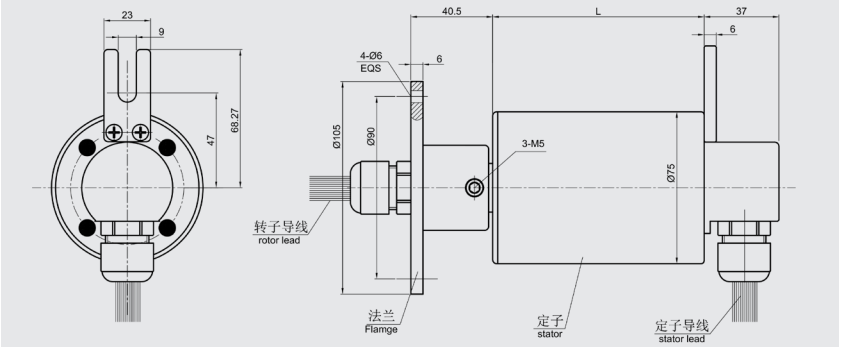
SRT1075B	

L=48.98+2.32×n　　n：代表路数 n: number of circuits
说明： 转子法兰可以按客户需求定制 Note: different flange type can be made as request

SRT2087 系列 Series

型号 TYPE	外形尺寸 OUTLINE DIMENSION 单位UNIT (mm)
	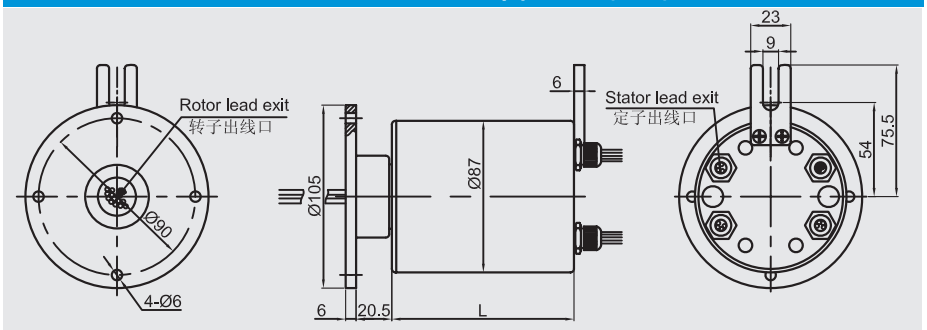

机械技术指标 Mechanical data

参数 Specification	数值 Values
额定转速 Rated Speed	0~500 rpm
工作温度 Working temperature	–20℃ ~ +80℃
工作湿度 Operating Humidity	60%RH 或更高 60%RH or higher
接触材料 Contact Material	贵金属 Precious Metals
结构材料 Housing material	不锈钢Stainless steel
防护等级 Protection level	IP65

SRT1075系列 电气技术指标 Electrical data

参数 Specification	数值 Values
路　数 No. of Circuits	6、12、18、24、30、36、42、48
额定电压 Rated Voltage	240VAC / VDC
额定电流 Rated Current	5A/路 5A/ring
绝缘电阻 Insulation Resistance	≥500MΩ/500VDC
绝缘体强度 Dielectric Strength	500VAC@50Hz，60s
动态电阻变化值 Electrical Noise	≤10mΩ
连 接 器 Connectors	采用防水、镀金插针，或采用导线 (Use waterproof, gilded pin, or wires)

SRT2087系列 电气技术指标 Electrical data

参数 Specification	数值 Values	
	功率 Power	信号 Signal
路　数 No. of Circuits	6、12、18、24、30、36、42、48	
额定电压 Rated Voltage	380VAC	240VAC/ 240VDC
额定电流 Rated Current	10A/路	2A/路
绝缘电阻 Insulation Resistance	≥1000MΩ/ 500VDC	≥500MΩ/ 500VDC
绝缘体强度 Dielectric Strength	500VAC@50Hz，60s	500VAC@50Hz，60s
动态电阻变化值 Electrical Noise	≤10mΩ	≤10mΩ
导线规格 Lead Size	AWG16镀锡铁氟龙绝缘或PVC绝缘 AWG16 tin plated, PTFE insulated or PVC	AWG26 镀银铁氟龙绝缘 AWG26 sliver plated, PTFE insulated
导线长度 Lead Length	500mm或根据客户要求提供 500mm(or as request)	

导线色码表见第28页　Lead Color Code：P28

SRT 特制滑环系列 SRT Special Slip Ring

SRT1072F 系列 Series

型号 TYPE	外形尺寸 OUTLINE DIMENSION　单位UNIT (mm)
	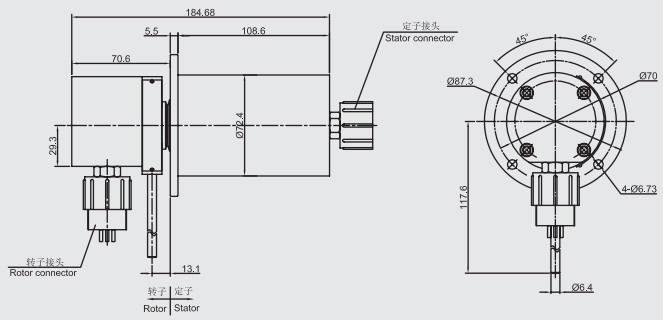
SRT1072F	

SRT140F 系列 Series

型号 TYPE	外形尺寸 OUTLINE DIMENSION 单位UNIT (mm)
	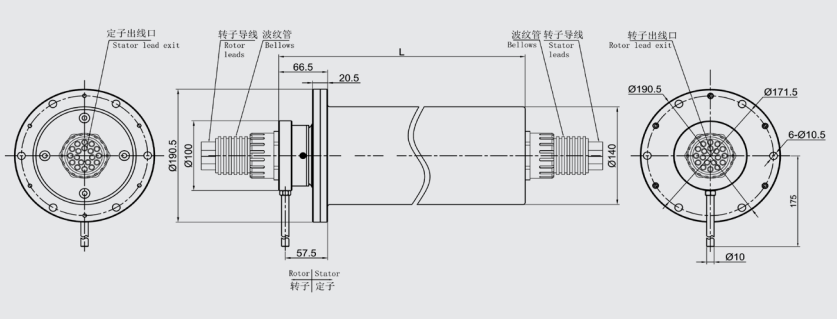
SRT140F	

SRT168F 系列 Series

型号 TYPE	外形尺寸 OUTLINE DIMENSION 单位UNIT (mm)
	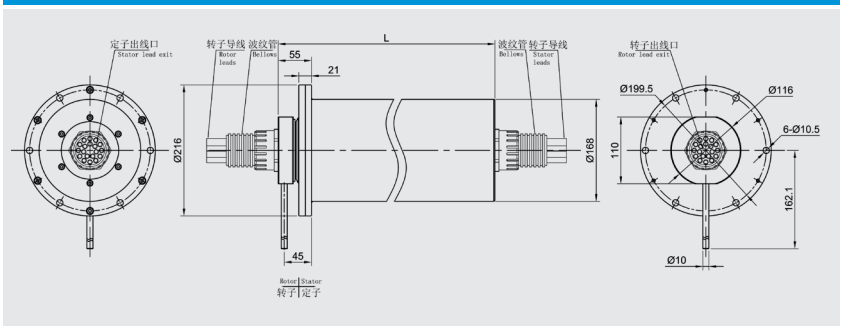
SRT168F	

电气技术指标 Electrical data

参数 Specification	数值 Values		
型号 Type	SRT1072F	SRT140F	SRT168F
额定电压 Rated Voltage	600VAC / VDC	3300VAC/ VDC	5000VAC / VDC
额定电流 Rated Current	10A/路 10A/ring	20A/路 20A/ring	
绝缘体强度Dielectric Strength	≥1000VAC@50Hz，60s	≥10000VAC@50Hz，60s	≥15000VAC@50Hz，60s
绝缘电阻 Insulation Resistance	≥800MΩ/1000VDC	≥1000MΩ/5000VDC	
动态电阻变化值 Electrical Noise	≤10mΩ		

机械技术指标 Mechanical data

参数 Specification	数值 Values		
型号 Type	SRT1072F	SRT140F	SRT168F
额定转速Operating Speed	250 rpm	100 rpm	
工作温度Operating Temperature	-20℃ ~ +80℃		
工作湿度 Operating Humidity	≤95%RH		
接触材料Contact Material	贵金属 Precious metal		
壳体材料 Housing Material	304或316不锈钢 Stainless steel 304 or stainless steel 316		
防护等级Protection level	最高可达IP67 Up to IP67		

中频滑环

SRH Medium Frequency Slip Ring

特点 Features

■ 专为传输中频信号设计，采用行业尖端技术，具有比同类产品更大的带宽。 Design for medium frequency signal; adopt the sophisticated technology, larger bandwidth.

■ 丢帧率≤10^{-9}。 Frame loss rate ≤10^{-9}

■ 每路多点接触，低接触压力，低噪音和低接触磨损，超长的使用寿命。 Multi contact point in each circuit, low contact pressure, low noise, low contact wear,; extremely long life time

■ 可加载标准模块同时满足功率和信号的传输。

It Can use standard moulds parts to transmit power and signals.

可选项Options

■ 加载标准模块Standard model parts

■ 通过信号速率或频率

Transmitting rate or frequency

■ 隔离度Isolation

■ 颜色 Color

典型应用 Typical Application

■ 军用天线、雷达等通讯设备

Military antenna, radar or other communication equipment

型号选用说明
Model explanation

SRH/T 25 78 – 6P / 12S – ES

- ES代表特殊信号 ES: Special signal
- 12S代表12路普通信号通道 12: 12 circuits for signal
- 6P代表6路功率通道 6P: 6 circuits for power (P for 10A; P1 for 15A; P2 for 20A)
- 78代表外径78mm 78: outside diameter 78mm
- 25代表过孔内径25.4mm 25: through bore diameter 25.4mm
- SR代表导电滑环 SR: slip ring
- H代表过孔系列 H:slip rings with a hole

型号 TYPE	外形尺寸 OUTLINE DIMENSION 单位UNIT (mm)
 SRH1235ES	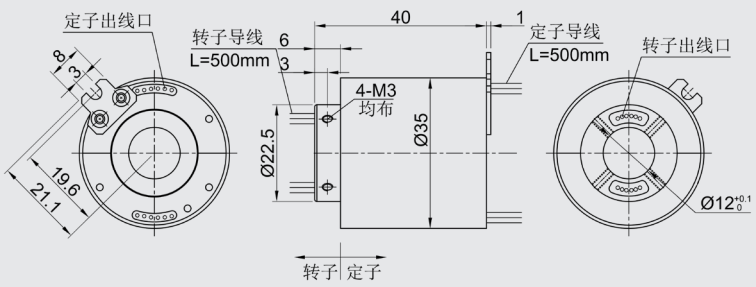

外形尺寸 OUTLINE DIMENSION　单位UNIT (mm)

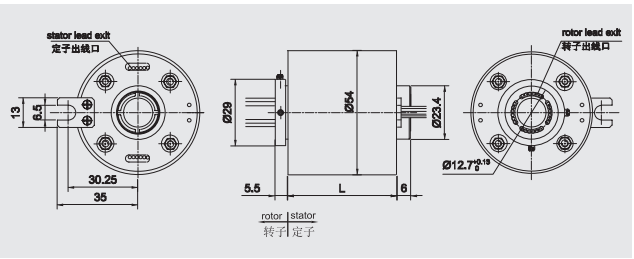

SRH1254–ES

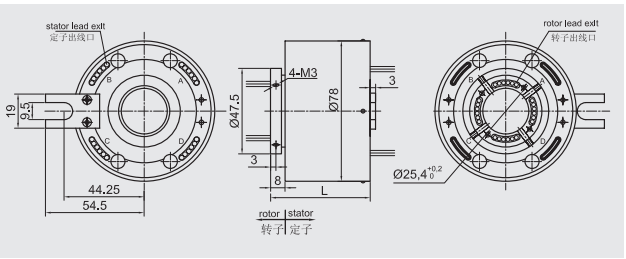

SRH2578–ES

外形尺寸 OUTLINE DIMENSION　单位UNIT (mm)

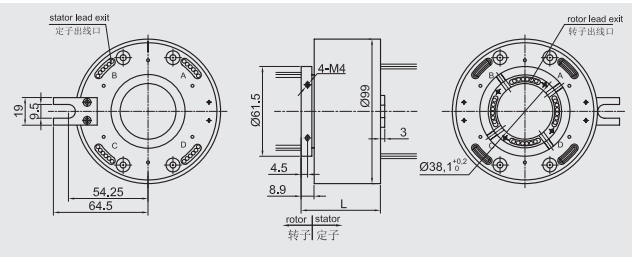

SRH3899–ES

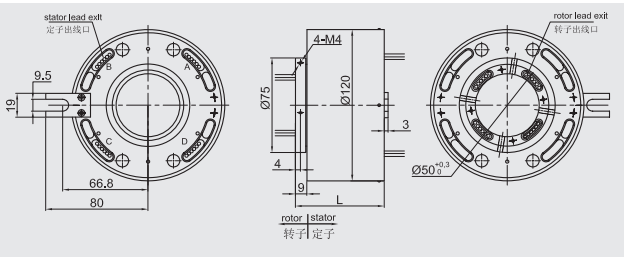

SRH50120–ES

电气技术指标 Electrical data

型号Model	频段(MHz)	插入损耗(dB)	回波损耗(dB)	隔离度(dB)
SRH1235–XX–ES	0 ~ 250	≤1.0	≥14	30
	250 ~ 550	1.0 ~ 2.0		
SRH1254–XX–ES	0 ~ 200	≤1.0		
	200 ~ 350	1.0 ~ 2.0		
SRH2578–XX–ES	0 ~ 220	≤1.0		30、50可选
	220 ~ 470	1.0 ~ 2.0		
SRH3899–XX–ES	0 ~ 175	≤1.0		30、50可选
	175 ~ 290	1.0 ~ 2.0		
SRH50120–XX–ES	0 ~ 95	≤1.0		30、50可选
	95 ~ 200	1.0 ~ 2.0		

以上参数均为根据测试结果取得的最优使用频段，并不是滑环的极限使用频率，一般我们认为单环道极限频率flim=$3\times10^8\div[\pi\times(\text{内径}+10\sim15)\times10^{-3}\times4]$（Hz）。
The data above is the best frequency band chosen based on the testing result instead of slip ring’s limit using frequency, normally, the limit frequency for each ring (Flim)= $3\times108\div[\pi\times(ID+10\sim15)\times10–3\times4]$（Hz）

机械技术指标 Mechanical data

参数 Specification	数值 Values
额定转速Operating Speed	0~250rpm
工作温度 Working temperature	–20℃ ~ +80℃
工作湿度 Humidity	≤95%RH
接触材料 Contact Material	贵金属 Precious metal
壳体材料 Housing Material	铝合金 Aluminium alloy
防护等级 Protection level	标准IP51，可选IP54,IP65　Standard:IP51, Optional:IP54,IP65

HFRJ高频旋转接头

HFRJ High Frequency Rotary Joint

特点 Features

- 专为射频信号传输而设计，最高频率可达40GHz。
  Design for RF signal, Max frequency can be up to 40GHz.
- 同轴式接触设计，使得连接器具有超宽的带宽，无截止频率。
  Coaxial contact design makes connector’s bandwidth ultra wide.
- 多触点结构，有效减小相位抖动。
  Multi contact structure decreases phase jitter effectively.
- 整体尺寸小，连接器接插使用，便于安装。
  Small dimension, use with connectors

典型应用 Typical Application

- 适用于军民用车载、雷达、微波无线旋转平台

Apply to the armed civilian vehicle, radar, microwave wireless rotary platform.

可选项Options

- 额定电流、电压 Current / Voltage
- 额定速度 Operating speed
- 工作温度 Operating temperature
- 路数 Number of rings
- 外壳材料及颜色 Housing material and color
- 外型尺寸 Outline dimension
- 专用导线 Special lead wire
- 导线出口方向 Lead exit location
- 导线长度 Lead length
- 端子类型 Terminal type

型号选用说明
Model explanation

HFRJ 101

- 101：1通道01型
  101: 1 channel O1 type
- HF代表高频
  HF:High Frequency
- RJ代表旋转关节
  RJ:Rotary joint

HFRJ101 系列 HFRJ101 Series



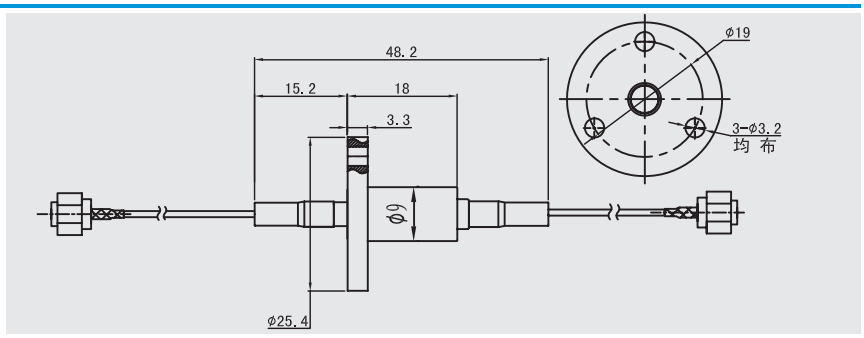

HFRJ102系列 Series



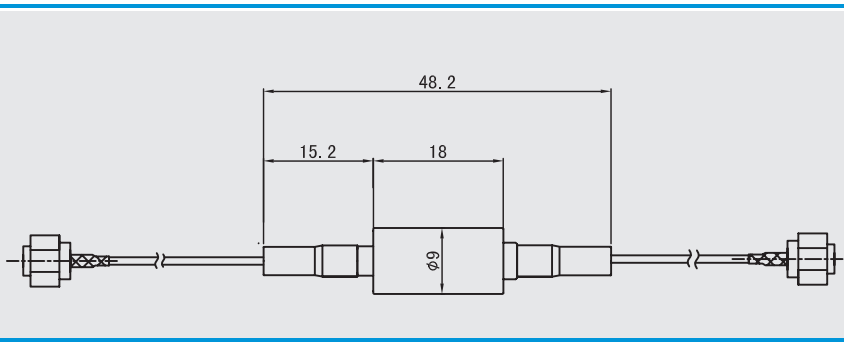

HFRJ103系列 Series



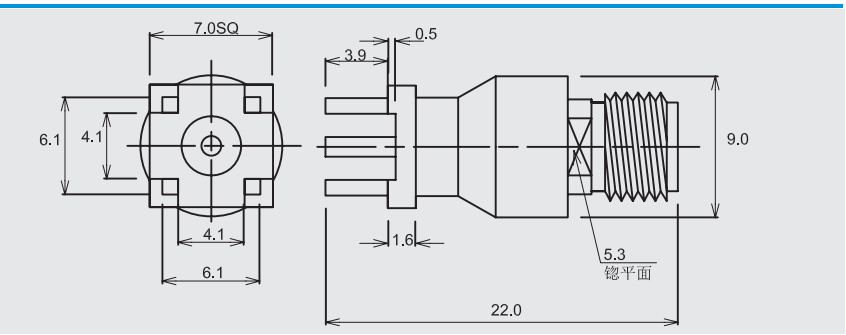

HFRJ104系列 Series



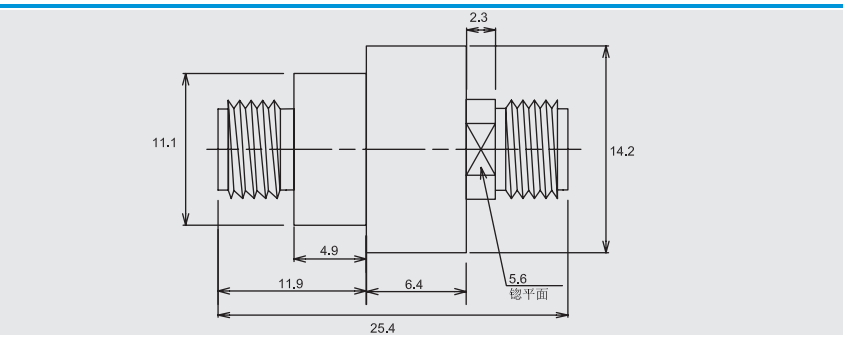

HFRJ105系列 Series



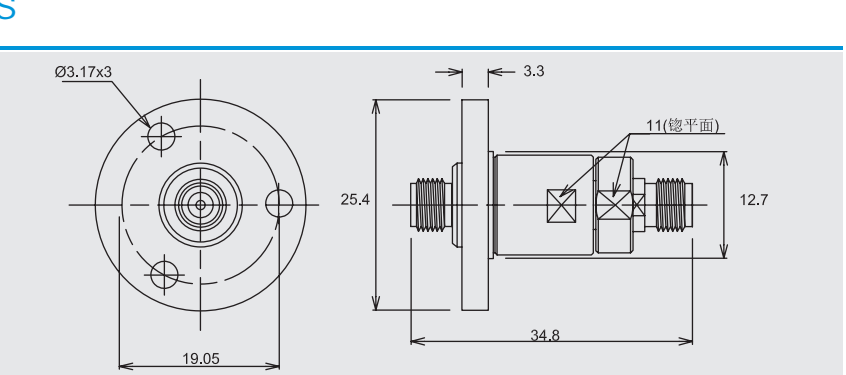

电气技术指标 Electrical data

参数 Specification	数值 Value				
型号 Model	HFRJ101	HFRJ102	HFRJ103	HFRJ104	HFRJ105
接口形式 Terminal type	SMA母接头 (50 Ω) Female connector	SMA母接头 (50 Ω) Female connector	PCB覆铜板–SMA母接头 (50 Ω)	SMA母接头 (50 Ω) Female connector	SMA母接头 (50 Ω) Female connector
规格 Specification	规格I	规格I	规格I	规格I	规格I
频带 Frequency range	0 to 3GHz	0 to 3GHz	0 to 18 GHz	0 to 18 GHz	0 to 18 GHz
最大相位波动值 Max Phase fluctuations	1°	1°	0.5°	1°	1°
最大驻波比 Max VSWR	2.0	2.0	1.15	1.25	1.4
最大插入损耗(dB) Max insertion loss	2.9	2.9	0.3	0.6	1
最大驻波比波动值 Max VSWR WOW	0.1	0.1	0.01	0.05	0.05
最大插入损耗波动值 Max Insertion loss–WOW	0.5	0.5	0.05	0.1	0.1
最大峰值功率 Max peak power	3000 W	3000 W	3000 W	1500W	3000W
最大平均功率 Max average power	100 W @ 3 GHz	100 W @ 3 GHz	100 W @ 11 GHz 70 W @ 18 GHz	100 W @ 11 GHz 70 W @ 18 GHz	40 W @ 15 GHz 30W @ 18 GHz
最高转速 Max operating speed	100 rpm	100 rpm	100 rpm	100 rpm	100 rpm
最短寿命 Min life time	200万转	200万转	500万转	500万转	500万转
重量 Weight	35g	40g	5g	12g	27.6g
工作温度 Working temperature	–40 ~ +70℃				
工作湿度 Operating humidity	≤85%				
防护等级 Protection level	IP 40 按照 EN 60529				

HFRJ201 系列 Series

型号 TYPE	外形尺寸 OUTLINE DIMENSION 单位UNIT (mm)
	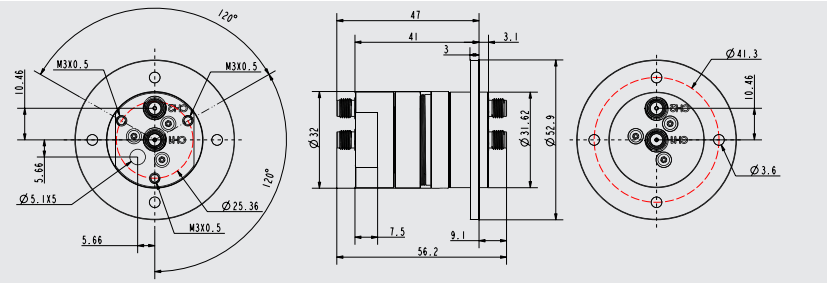

HFRJ202 系列 Series

型号 TYPE	外形尺寸 OUTLINE DIMENSION 单位UNIT (mm)
	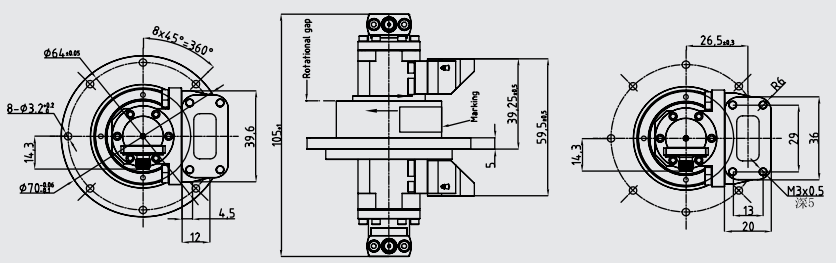

HFRJ201系列 电气技术指标 Electrical data

参数 Specification	通道1	通道2
接口 Connector	SMA 母接头 (50 Ω)	SMA 母接头 (50 Ω)
规格Specification	规格I	规格I
频段 Frequency range	0 ~ 4.5 GHz	0 ~ 4.5 GHz
峰值功率 Peak power	1500 W	1500 W
最大平均功率 Max average power	60 W @ 4.5 GHz	60 W @ 4.5 GHz
最大驻波比 Max VSWR	1.18	1.50
最大驻波比波动 Max VSWR WOW	0.04	0.16
最大插入损耗 Max insertion loss	0.25 dB	0.30 dB
最大插损波动值 Max Insertion loss–WOW	0.05 dB	0.15 dB
最大相位波动值 Max Phase fluctuations	0.5 °	4.0 °
隔离度 Isolation	50 dB min. / 60 dB 标准型	
直流功率(只适用于1条通道工作时) DC power (only for 1 channel)	0.5 A * 48 VDC @ 满功率	0.5 A * 48 VDC @ 满功率
重量Weight	0.13 kg	
工作温度 Working temperature	–40 ~ +70℃	
工作湿度 Operating humidity	≤85%	
防护等级 Protection level	IP 60 按照 EN 60529	

HFRJ202系列 电气技术指标 Electrical data

参数 Specification	1路波导通道	1路同轴通道
接口 Connector	R120 special flange	SMA 母接头 (50 Ω)
规格Specification	规格I	规格I
频段 Frequency range	14 ~ 14.5 GHz	0 ~ 4 GHz
峰值功率 Peak power	10kw	––
最大平均功率 Max average power	100 W	10 W @ 4 GHz
最大驻波比 Max VSWR	1.2	1.2
最大驻波比波动 Max VSWR WOW	0.1	0.05
最大插入损耗 Max insertion loss	0.2 dB	0.4 dB
最大插损波动值 Max Insertion loss–WOW	0.05 dB	0.1 dB
最大相位波动值 Max Phase fluctuations	1 °	1 °
隔离度 Isolation	50 dB min. / 60 dB 标准型	
直流功率(只适用于1条通道工作时) DC power (only for 1 channel)	0.5 A * 48 VDC @ 满功率	0.5 A * 48 VDC @ 满功率
重量Weight	0.4 kg	
工作温度 Working temperature	–40 ~ +70℃	
工作湿度 Operating humidity	≤85%	
防护等级 Protection level	IP 64 按照 EN 60529	

FOSR光电组合滑环

Fiber Optic Rotary Joint Combined Slip Ring

特点 Features

- 光电信号混走 Combination of electrical and optical transmission
- 体积小 Compact size
- 重量轻 Light in weight

可选项 Options

- 导线长度 Lead length
- 环道数 Number of rings
- 光纤类型 Fiber type
- 光纤接头 Connector type

典型应用 Typical Application

- 远程控制系统、数字和模拟信号的传输和控制
  Transmission and control of remote control system,digital and analog signal.
- 雷达、天线系统 Radar and antenna system
- 视频监视系统 Video monitoring System

型号选用说明
Model explanation

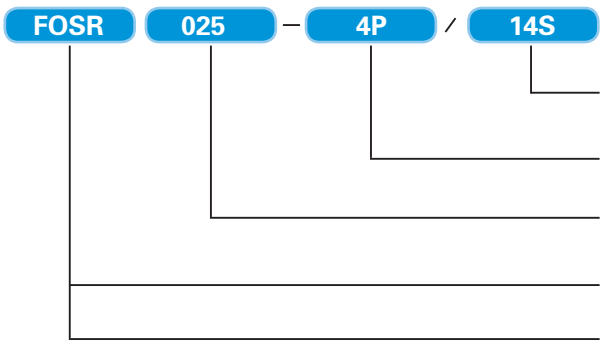

14S代表14路信号通
14S:14 channels for signal

4P代表4路功率通道
4P:4 channels for power

025代表滑环外径
025: through bore diameter 25mm

FO代表光纤
FO:Fiber Optics

SR代表导电滑环
SR:Slip ring

型号 TYPE	外形尺寸 OUTLINE DIMENSION 单位UNIT (mm)
	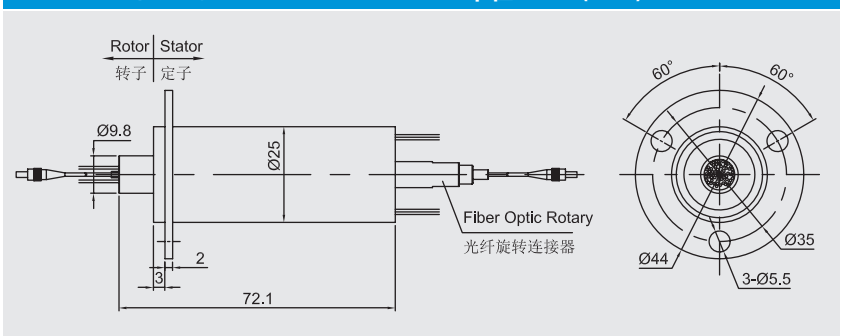
FOSR025–36	

型号 TYPE	外形尺寸 OUTLINE DIMENSION　单位UNIT (mm)
	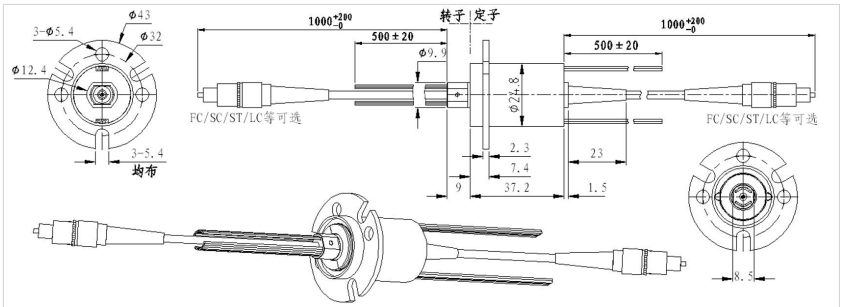
FOSR025–18	

电气技术指标 Electrical data

参数 Specification	数值 Values
路　数 No. of Circuits	18~36
额定电压 Rated Voltage	240VDC / 240VAC
额定电流 Rated Current	标准每路2A Standard 2A/ring
绝缘体强度Dielectric Strength	500VAC@60Hz,60s
绝缘电阻 Insulation Resistance	1000MΩ/500VDC
动态电阻变化值 Electrical Noise	≤10mΩ

机械技术指标 Mechanical data

参数 Specification	数值 Values
额定转速Operating Speed	0 ~ 250rpm
工作温度Operating Temperature	–40℃ ~ +80℃
接触材料Contact Material	贵金属 Precious Metals
壳体材料 Housing Material	铝合金 Aluminum
防护等级Protection level	IP51

光学性能指标 Optical properties

参数 Specification	数值 Values
工作波长 Wavelength range	650–1650nm或者根据用户的要求(or as request)
插损 Insertion loss	<2 dB (典型值 typical : <0.5 dB)
插损偏差 Insertion loss ripple	< ± 0.25 dB (典型值 typical : ± 0.15 dB)
回波损耗 Return loss	>40 dB (典型值 typical : 45 dB, 23 C)
弯曲半径 Bending radius	25mm (最小 minimum)
封装形式 Package style	两端尾纤 Pigtails on both ends
光纤滑环壳体材料 Housing Material	不锈钢 Stainless steel
光纤类型 Fiber type	单模光纤或多模光纤 3mm外护套 Single or multimode w/3 mm jacket (Kevlar/PVC)
连接器类型 Connector type	FC, SC, ST, SMA, 或 LC

型号 TYPE	外形尺寸 OUTLINE DIMENSION　单位UNIT (mm)
	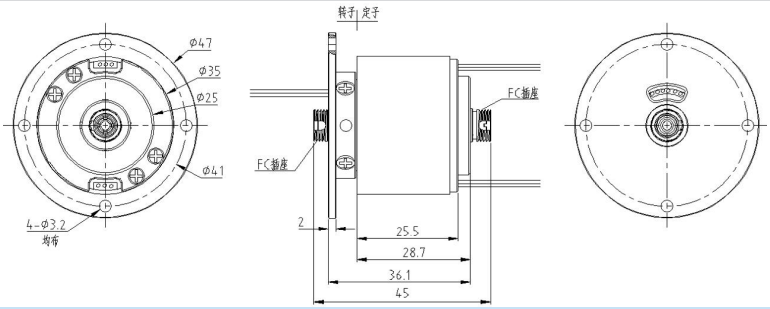
FOSR035–6	

电气技术指标 Electrical data

参数 Specification	数值 Values
路　数 No. of Circuits	6
额定电压 Rated Voltage	240VDC / 240VAC
额定电流 Rated Current	标准每路5A Standard 5A/ring
绝缘体强度Dielectric Strength	500VAC@60Hz,60s
绝缘电阻 Insulation Resistance	500MΩ/500VDC
动态电阻变化值 Electrical Noise	≤10mΩ

机械技术指标 Mechanical data

参数 Specification	数值 Values
额定转速Operating Speed	0 ~ 250rpm
工作温度Operating Temperature	–40℃ ~ +80℃
接触材料Contact Material	贵金属 Precious Metals
壳体材料 Housing Material	铝合金 Aluminum
防护等级Protection level	IP67
振动Vibration / 机械冲击Mechanical shock	MIL–STD–167–1A / MIL–STD–810G

光学性能指标 Optical properties

参数 Specification	数值 Values
工作波长 Wavelength range	1310–1550nm或者根据用户的要求(or as request)
插损 Insertion loss	<3 dB (典型值 typical : <0.5 dB)
插损偏差 Insertion loss ripple	< ± 0.25 dB (典型值 typical : ± 0.15 dB)
回波损耗 Return loss	>30 dB (典型值 typical : 45 dB, 23 C)
弯曲半径 Bending radius	25mm (最小 minimum)
封装形式 Package style	两端尾纤 Pigtails on both ends
光纤滑环壳体材料 Housing Material	不锈钢 Stainless steel
光纤类型 Fiber type	单模光纤
连接器类型 Connector type	FC

FORJ光纤旋转接头

Fiber Optic Rotary Joint

特点 Features

- 用于单模或多模系统的光电旋转连接
  Optical and electrical rotary connection for single mode or multi mode systems
- 完全的双向旋转
  Bidirectional
- 与现有的电气滑环设计相融合
  Integrated FORJ with electrical slip ring
- 全封闭结构
  Full closed structure
- 光传递信号，无泄密、无电磁干扰，可以远距离传输。
  Light can transmit signal, no leakage, no electromagnetic interference, long-distance transmission.
- 体积小、密封性高，防护等级高。
  Small size, good sealability, high degree of protection.
- 无接触、无摩擦、转速高、寿命长。
  No contact, no friction, high speed, long life.
- 能为客户量身定制所需要的产品
  Able to offer customized solutions

可选项 Options

- 各种光纤尺寸和跳线长度
  Various fiber types and pigtail lengths
- 光纤类型 Fiber type
- 光纤接头 Connector type
- 光纤长度 Fiber length
- 光通道数 Number of optical channels

典型应用 Typical Applications

- 长距离(>10km)传输 Long distance data transmission
- 高速数据传输 High speed data transmission

型号选用说明
Model explanation

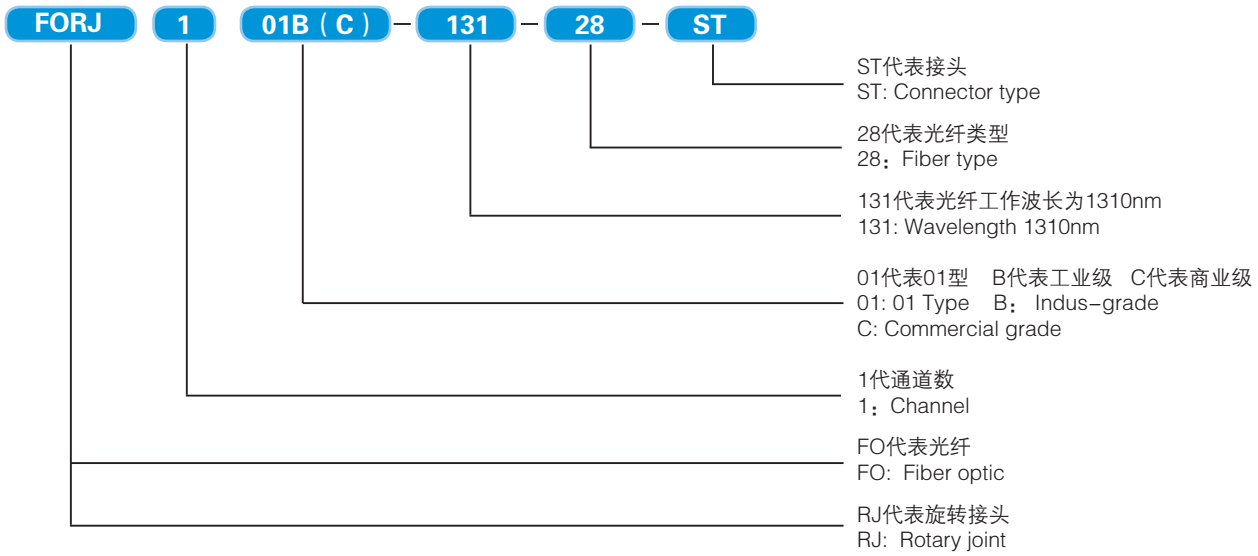

FORJ101微型光纤旋转接头 FORJ101 miniature size



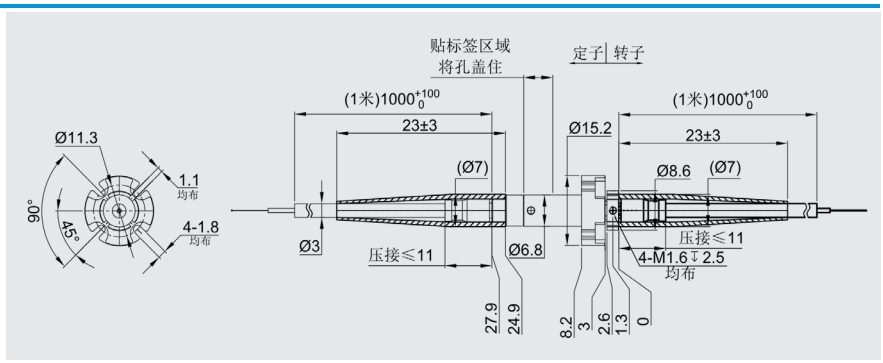

FORJ102单通道光纤旋转接头 FORJ102 Single Channel



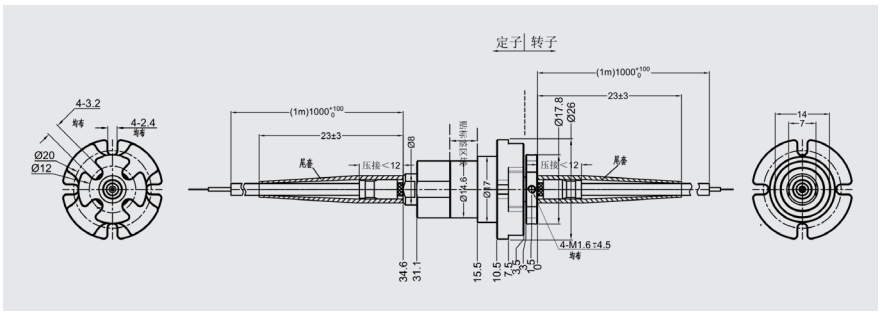

FORJ103单通道光纤旋转接头 FORJ103 Single Channel



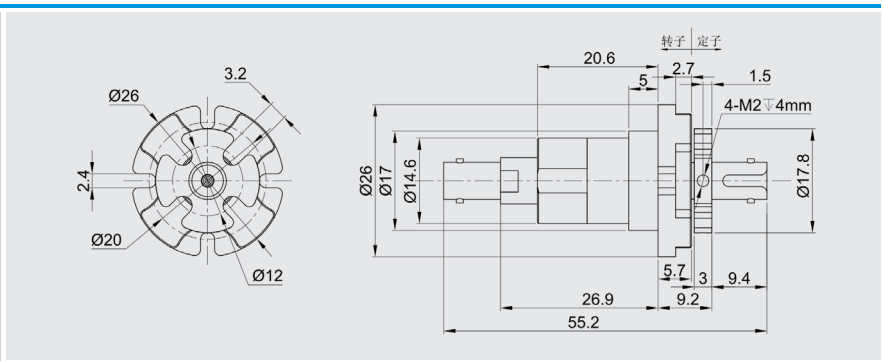

FORJ104单通道光纤旋转接头 FORJ104 Single Channel



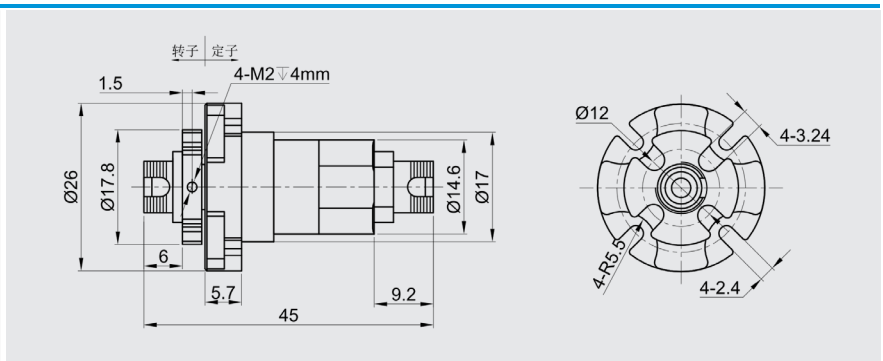

FORJ105单通道光纤旋转接头 FORJ105 Single Channel



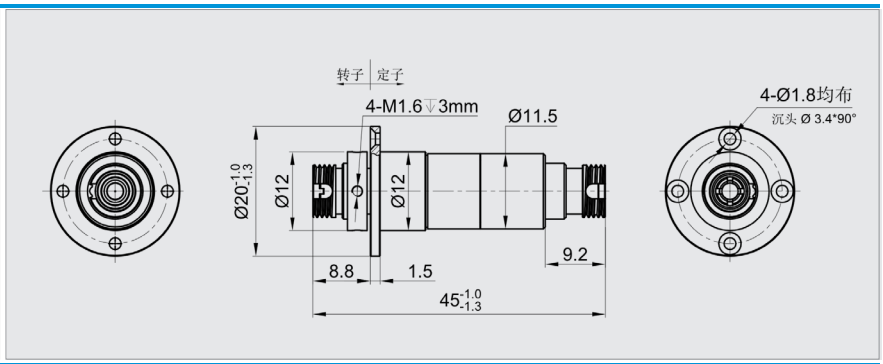

机械技术指标 Mechanical data

参数 Specification	数值 Values				
型号 Type	FORJ101	FORJ102	FORJ103	FORJ104	FORJ105
波长范围Wavelength range	1310 ~ 1550nm		850 ~ 1650 nm		
插损 Insertion loss	<2 dB (典型值typica : <0.5 dB)		<3dB		
插损偏差 Insertion loss ripple	< ± 0.5 dB (典型值typica: ± 0.25 dB)				
回损Return loss	>40 dB (典型值typica: 45 dB, 23 C)		>30 dB		
最大转速Maximum speed	2,000 rpm				
启动扭矩Start up torque	<0.01 Nm				
使用寿命Estimated life cycle	>2亿转				
允许最大光功率Optical power handling	23 dBm				
工作温度Working temperature	−40 ~ 80℃				
壳体材料Housing material	不锈钢Stainless Steel				
光纤类型 Fiber types	单模光纤 SM (∮3护套；非标可选∮2护套，还可选铠甲光纤护套)		单模光纤或多模光纤 3mm外护套 Single or multimode w/3 mm jacket (Kevlar/PVC)		
连接器类型Connector types	FC；LC;SC;ST；SMA (PC and APC)		ST座	FC座	FC座
重量Weight	10 g	≈50 g	≈50 g		26g
振动Vibration	MIL−STD−167−1A				
机械冲击Mechanical shock	MIL−STD−810G				
防护等级IP rating	IP67				

FORJ201微型光纤旋转接头 FORJ201 miniature size



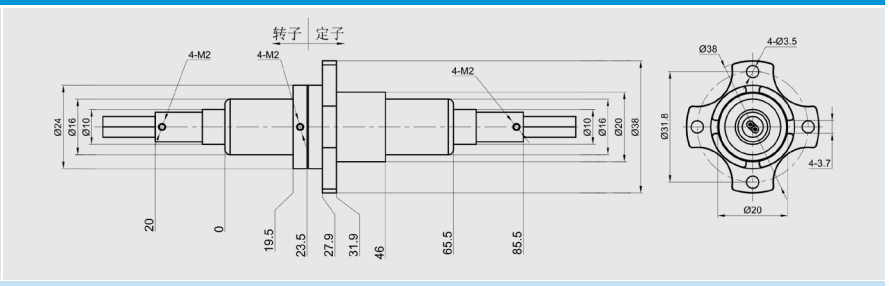

FORJ302微型光纤旋转接头 FORJ302 miniature size



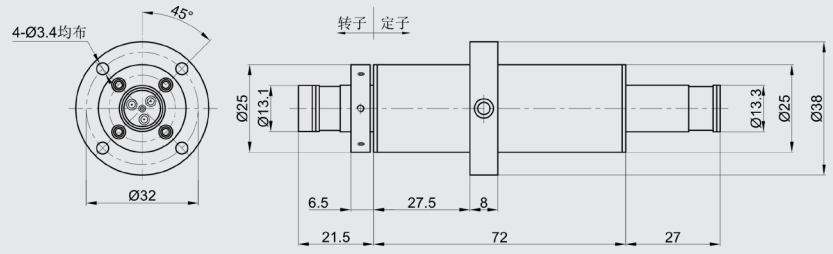

FORJ303微型光纤旋转接头 FORJ303 miniature size



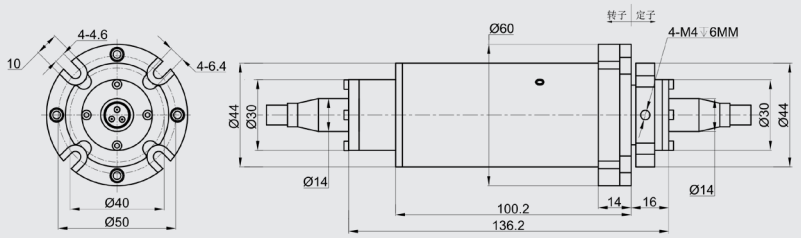

机械技术指标 Mechanical data

参数 Specification	数值 Values		
型号 Type	FORJ201	FORJ302	FORJ303
波长范围Wavelength range	850 ~ 1310 nm	850 ~ 1610nm	850 ~ 1550 nm
插损 Insertion loss	<4/6 dB(ch1/2) ± 1 dB	<5dB ± 1 dB	<5dB ± 1 dB
回损Return loss	>15 dB	>50dB	>45dB
最大转速Maximum speed	100 rpm	400 rpm	300 rpm
牵引力 Pulling strength	10 N (900 um 外护套buffer)		
启动扭矩Start up torque	<0.01 Nm		
使用寿命Estimated life cycle	100 ~ 200 million revolutions		
允许最大光功率Optical power handling	23 dBm		
工作温度Working temperature	–42 ~ 72℃	–20 ~ 65℃	–20 ~ 65℃
存贮温度 Storage temperature	–45 ~ 75℃	–25 ~75℃	–20 ~ 75℃
封装型式Package style	两端尾纤Pigtails on both ends		
壳体材料Housing material	不锈钢Stainless Steel		
光纤类型 Fiber types	单模光纤或多模光纤 3mm外护套 Single or multimode w/3 mm jacket (Kevlar/PVC)		
连接器类型Connector types	FC, SC, ST, SMA, or LC(and APC finishes)		
重量Weight	≈100 g	≈500 g	≈1500 g
振动Vibration	MIL–STD–167–1		
机械冲击Mechanical shock	MIL–STD–810F		
防护等级IP rating	IP 60	IP60、IP65（长款）	IP60、IP65（长款）

气（液）电组合滑环系列

Pneumatic Hydraulic Electric Combined Slip Ring

特点 Features

- 电信号与气路、液路混走
  Combination of electrical and pneumatic/hydraulic transmission
- 结构紧凑 Compact structure

典型应用 Typical Applications

- 医疗器械设备 Medical equipment
- 自动焊机系统 Automatic welding machine system
- 雷达、天线系统 Radar and antenna system
- 工业自动化控制系统 Industrial automation control system

可选项 Options

- 电、气、液路数
  Number of electrical/pneumatic/hydraulic circuits
- 电缆长度 Cables length
- 气路、液路的工作介质及工作压力
  Transmission medium and pressure for pneumatic/hydraulic circuits
- 额定转速 Rated Speed








型号说明 Model explanation

SRH/T – 030 – 12 – ES – 2Q – 1Y – 001

- 001代表识别码
  001：Identification number
- 1Y代表1路液路
  1Y：One hydraulic circle
- 2Q 代表2 路气路
  2Q ：Two pneumatic circles
- ES代表特殊信号
  ES: Special signal
- 12代表路数为12的常规导电滑环
  12：Stand for standard slip ring of 12 rings
- 030代表滑环轴心直径为30
  030：Inner diameter
- SRH为过孔型\ SRT为非过孔
  SRH Through-bore slip ring
  SRT Slip ring without bore

电气技术指标 Electrical data

参数 Specification	数值 Values	
	功率	信号
额定电压 Rated Voltage	380VAC	240VAC/VDC
额定电流 Rated Current	10A/路	2A/路
绝缘体强度 Dielectric Strength	≥1000MΩ/500VDC	≥500MΩ/500VDC
导线规格 Lead Size	AWG16镀锡铁氟龙绝缘 AWG16 tin plated,PTFE insulated	AWG22镀银铁氟龙绝缘 AWG22 sliver plated, PTFE insulated
导线长度 Lead Length	标准500mm Standard 500mm	
绝缘电阻 Insulation Resistance	500VAC/50Hz,60s	
动态电阻变化值 Electrical Noise	<0.01Ω	

机械技术指标 Mechanical data

参数 Specification	数值 Values
额定转速 Rated Speed	0~20 rpm
工作温度 Working temperature	–20℃ – +80℃
工作湿度 Humidity	60%RH或更高 60%RH or higher
接触材料 Contact Material	贵金属 Precious metal
壳体材料 Housing Material	工程塑料 Engineering plastic
防护等级 Protection level	IP51

气液参数 Pneumatic/Hydraulic data

参数 Specification	数值 Values	
	气路 Pneumatic	液路 Hydraulic
路　数 No. of circuits	按要求设计 as request	按要求设计 as request
压　力 Pressure	≤1.1Mpa	≤1.1Mpa
介　质 Medium	空气/氮气 air/nitrogen	冷却水 cooling water
流量孔直径 Drift Diameter	Φ3mm / Φ6mm或根据要求设计 or as request	
连接螺纹 Connecting Thread Hole	M5 / M20X1.5 / G1/8" / Rc1/8" 或根据客户要求 as request	M5或根据客户要求 M5 or as request

SRD/SRP盘式滑环

SRD/SRP Pancake Slip Ring

特点 Features

- 结构紧凑，空间利用率高，适用于尺寸受限的场合。
  Compact structure, low in height
- 完全满足360度无限制旋转的动力、控制及数字信号混合传输。
  Continuous transmission of power and/or signal under 360° unrestrained rotation
- 每环多点接触，低接触压力，低噪音和低接触磨损，超长的使用寿命。
  Multi contact point in each circuit, low contact pressure, low noise, low contact wear,; extremely long life time
- 标准化、模块化设计，产品规格齐全，并能为客户量身定制所需要的产品。
  Standardized &modularized design, customized solutions are available as well

典型应用 Typical Application

- 酒店、宾馆旋转门控制系统
  Control system of hotel revolving door
- 雷达、天线系统
  Radar and antenna system
- 工业自动化系统，机器人控制系统
  Industrial automation system, robot control system

可选项Options

- 额定电流、电压 Current / Voltage
- 额定速度 Operating speed
- 工作温度 Operating temperature
- 路数 Number of rings
- 外壳材料及颜色 Housing material and color
- 外型尺寸 Outline dimension
- 专用导线 Special lead wire
- 导线出口方向 Lead exit location
- 导线长度 Lead length
- 端子类型 Terminal type
- 产品结构（SRD/SRP） Product mix

型号选用说明
Model explanation

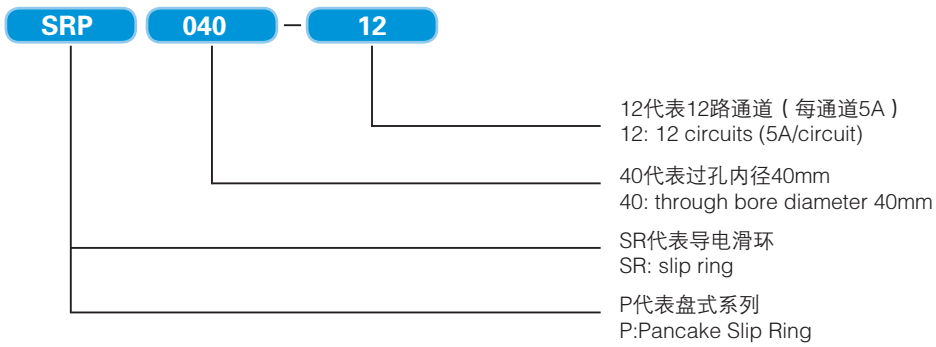

SRD040–3P/17S 盘式导电滑环
SRD040–3P/17S Pancake Slip Ring

型号 TYPE	外形尺寸 OUTLINE DIMENSION　单位UNIT (mm)
	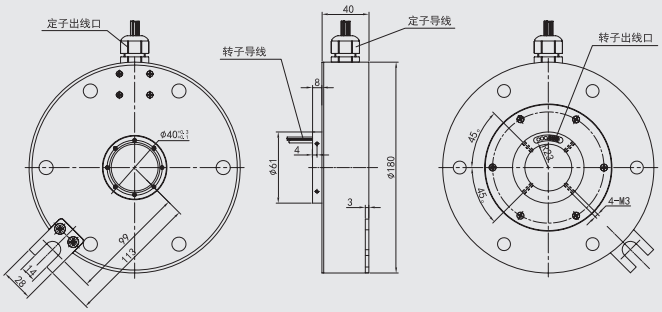

电气技术指标 Electrical data

参数 Specification	数值　Values
路　数 NO. of Circuits	20
额定电流 Rated Current	15A/路，3路；5A/路，17路 15A/ring (power),3 rings;5A/ring (signal),17rings
导线规格 Lead Size	镀锡导线、铁氟龙绝缘AWG16 tin plated, PTFE insulated or PVC
导线长度 Lead Length	500/1000mm或根据客户要求提供 500/1000mm (or as request)
绝缘体强度 Dielectric Strength	500VAC@50Hz，60S
绝缘电阻 Insulation Resistance	≥500MΩ/500VDC

机械技术指标 Mechanical data

参数　Specification	数值　Values
额定转速 Rated Speed	0~250rpm
工作温度 Temperature Range	–20℃ ~ +80℃
工作湿度 Operating Humidity	60%RH 或更高　60%RH or higher
接触材料 Contact Material	贵金属 Precious Metals
壳体材料 Housing Material	铝合金 Aluminum alloy
防护等级 Protection level	IP51

SRP050–12 盘式导电滑环
SRP050–12 Pancake Slip Ring

型号 TYPE	外形尺寸 OUTLINE DIMENSION　单位UNIT (mm)
	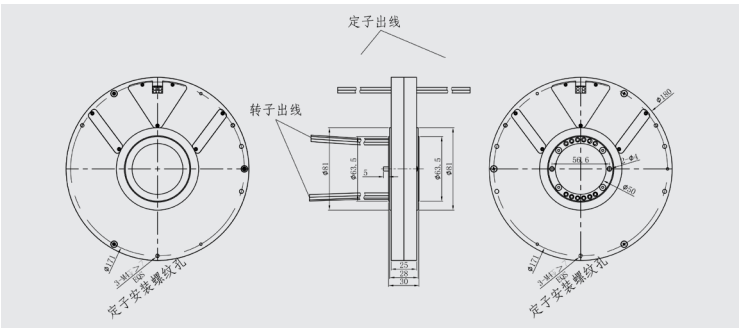

电气技术指标 Electrical data

参数 Specification	数值 Values
路　数 NO. of Circuits	12
额定电压Rated Voltage	220VDC/VAC
额定电流Rated Current	15A
绝缘体强度Dielectric Strength	300VAC@50Hz，60s
绝缘电阻Insulation Resistance	≥100MΩ/500VDC
动态电阻变化值Electrical Noise	≤0.01Ω

机械技术指标 Mechanical data

参数 Specification	数值 Values
工作速度Operating Speed	0~60rpm
工作温度Operating Temperature	–40℃ ~ +80℃
工作湿度 Operating Humidity	60%RH或更高
接触材料Contact Material	贵金属 Precious Metals
壳体材料 Housing Material	铝合金 Aluminium alloy
防护等级Protection level	IP51

2024年第四版

扫一扫进官网

PROSPER
全 盛 机 电

杭州全盛机电科技有限公司
Hangzhou Prosper Mechanical & Electrical Technology Co., Ltd.
地址：杭州市临平区顺风路518号全盛产业园
ADD：Quansheng Industrial Park, #518 Shunfeng Road, linping Area, Hangzhou, China
电话：0571-86496782(国内销售总机)，TEL:+86-571-86554726(Overseas sales Dept.)
传真：0571-86496785
网址：www.hzqs.com , Email：sales@hzqs.com